

# Homelifts

## Maison100 H & E

## Maison200 H



KLEEMANN Maison range is an affordable and attractive solution that goes beyond your expectations for home mobility. Our reliable and comfortable home lifts feature premium ride quality, low energy consumption and easy installation for minimum disruption.

With dedicated service and a wide range of design selections, **KLEEMANN lifts your experience and upgrades the interior and exterior of your most precious space.**





Maison100  
H & E







# Maison 100 H

Safety and style with this value for money hydraulic home lift solution, with minimum space requirements

Type of lift > Hydraulic

## Technical specifications

Model	Maison100 H
Rated load (Kg)	Up to 450
Max travel (m)	12
Max number of stops	5
Max speed (m/s)	0,15* - 0,25** - 0,30**
Min Pit depth (mm)	100* - 130**
Min Headroom (mm)	2500
Maximum car entrances	2
Power supply	Single phase or three phase
Complies with	* Machinery Directive 2006/42/EC ** AS1735.18





Recommended  
uses

Private residences  
Low traffic buildings

Description  
& features

Ideal for comfort and ease, Maison100 H, is designed and manufactured according to Machinery Directive 2006/42/EC and meets any need for transportation and mobility. A value for money solution that provides access inside or outside a private residence or low storey public buildings and guarantees safety and style.

Value for money

Its very low energy consumption (lower than a kitchen oven) in conjunction with its exceptional performance, makes Maison100 H the ideal value for money choice. With 100mm minimum pit depth and 2400mm headroom required, it is perfectly suitable for buildings with or without concrete shaft and with shaft pit and headroom limitations.

Plug n’ play solution


Prewired shaft wiring and single-phase power supply.

Optimum use of space

The pit and headroom requirements are amongst the most competitive in the market for enclosed cabin platform lifts. Maison100 H offers optimum space efficiency by providing the opportunity of installing larger car in a standard shaft.

Premium ride quality

Maison100 H offers a premium ride quality, with the new controller Genius20, with shaft copy system for precise floor levelling and a 2-speed hydraulic valve.







# Maison 100 E

The innovative electric cabin platform lift, that makes best use of available space and is extremely energy efficient

Type of lift > Electric



## Technical specifications

Model	Maison100 E
Rated load (Kg)	Up to 385
Max travel (m)	12
Max number of stops	5
Max speed (m/s)	0,15* - 0,25** - 0,30**
Min Pit depth (mm)	100* - 130**
Min Headroom (mm)	2500* - 2550**
Maximum car entrances	2
Power supply	Single phase
Complies with	* Machinery Directive 2006/42/EC ** AS1735.18





Recommended  
uses

Private residences  
Low traffic buildings

Description  
& features

Acknowledging the importance of space availability, KLEEMANN introduces Maison100 E, with 100mm minimum pit depth and 2500mm headroom required. Available with semi-automatic or automatic doors, Maison100 E can be also provided with an aluminum shaft construction where a masonry shaft is not available.

Modular Design

Cabin's modular design provides the possibility of different claddings for the surrounding walls while its minimalist design creates an outstanding ambience

Plug n' play solution

Prewired shaft wiring and single-phase power supply.

Fast and easy installation

Smart and compact design for installation in much shorter time compared to other electric platform lifts.

Low noise levels

Innovative electric drive (VVVF controlled) guarantees remarkably low noise levels in and out of the cabin.







Maison100 H & E are provided with a fully enclosed cabin. A panoramic version is also available with up to two glass walls. The ceiling is detachable, facilitating the maintenance procedure. Available in stainless steel, skinplate or paint finishing and with LED strip lighting, it creates an outstanding ambience inside the cabin.


with  
paint

- Walls** Paint Copper Swift
- Ceiling** Paint Copper Swift
- Floor** Rubber 6801
- Handrail** K3
- Mirror** Half height / Full width
- COP** GN-SC300



with  
skinplate

- Walls** Skinplate A90GTA
- Ceiling** Paint Abstract Light
- Floor** Rubber 6801
- Handrail** K3
- Mirror** Half height / Full width
- COP** GN-SC300







with  
stainless steel

**Walls** Stainless Steel Satin  
**Ceiling** Stainless Steel Satin  
**Floor** Rubber 6768  
**Handrail** K3  
**Mirror** Half height / Full width  
**COP** GN-SC300



panoramic

**Walls** Paint Liquid Pencil  
**Ceiling** Paint Liquid Pencil  
**Floor** Rubber 6801  
**Handrail** K3  
**COP** DKC





Wall finishes  
Paint



Skinplate



Stainless Steel




Colours may differ slightly from those shown in the brochure, owing to the limitations of the printing process.

Pictures of the materials illustrate detailed part of each material and not its rendering on the cabin surface.




Floors

Rubbers



6727

6801



6768

MX19101

Floor recess is also available up to 12mm height and 30kg weight.

Handrail



K3







Maison200 H







# Maison 200 H

A hydraulic homelift solution that offers a wide range of design options for a personalized experience

Type of lift > Hydraulic

## Technical specifications

Model	Maison200 H
Rated load (Kg)	Up to 630
Max travel (m)	12
Max number of stops	6
Max speed (m/s)	0,15* - 0,3**
Min Pit depth (mm)	100* - 150**
Min Headroom (mm)	2450* - 2600**
Maximum car entrances	3 (under conditions)
Power supply	Single phase or three phase
Complies with	* Machinery Directive 2006/42/EC ** AS1735.18





Recommended  
uses

Private residences  
Low traffic buildings

Description  
& features

Maison200 H is a hydraulic solution that offers an efficient use of space and can be easily adapted to any architectural need and design, even for special and challenging projects. Elegant and convenient allows the perfect fitting in any building, existing or new. Maison200 H guarantees outstanding ride quality and a wide selection of design options and finishes to meet your aesthetic needs.

Efficient use of space

Maison200 H maximizes the efficient use of space. Even though the dimensions of the shaft remain the same, Maison200 H can accommodate a larger car, maximizing the usable space.

Customizable design options

Maison200 H offers a wide range of cabin types and interior materials. Whether you prefer a sleek and modern look or a more traditional aesthetic, Maison200 H can be tailored to suit your desired ambiance.

Premium ride quality

Maison200 H features premium construction quality, low noise levels and minimal vibrations. This ensures a smooth and comfortable ride for passengers, enhancing the overall experience.

Aluminum shaft option

In situations where a concrete shaft is not available or feasible, the Maison200 H offers an aluminum construction option.








Maison200 H offers four different cabin types and a wide range of interior materials, providing you with options to match your preferred style and needs. Whether you prefer a sleek and modern look or a more traditional aesthetic, you have the freedom to create a unique design by combining colors, materials and lighting.

A310

**Walls** HP Laminate AB383  
**Ceiling** O10  
**Floor** Artificial Granite Regal White  
**Handrail** K2  
**Mirror** Full height/ Full width  
**COP** GN-SC300



L310

**Walls** Linen  
**Ceiling** O15  
**Floor** Rubber 6801  
**Handrail** K2  
**Mirror** Half height / Full width  
**COP** DKC









L320

**Walls** F12 PPS  
**Ceiling** O55  
**Floor** Rubber 6768  
**Handrail** K3  
**Mirror** Half height / Full width  
**COP** AKC BES



L330

**Walls** Paint Radical black  
**Ceiling** O3  
**Floor** Laminæ 8630  
**Handrail** K2  
**Mirror** Half height / Full width  
**COP** AKC BES







Wall finishes

Paint (available for L330)

Abstract Light	Aqua Dome	Copper Swift	Dark Variant
Deep Space	Eclectic Bronze	Fiction Gold	Flashy Warm
Geoform	Grey Flux	Grizo	Liquid Pencil
Pale Code	Radical Black	Reflex Grey	Silvertone
Stardust	Venus Orbit	Violetik	White Utopia
Light Cloud	Grey Gaze	Skylight White	

Skinplate (available for L320)

PPS93	F12PPS	PPS13	A90 GTA
N19SA	A67 SMA	B13	DL86

Stainless Steel (available for L310)

Satin	Mirror	Linen	Checks
12LG	Gold Mirror	Gold Satin	

Laminates (available for A310)

AB 383	AB 659	AB 1306	DU 8110
HD 2307	MT 2122	AB 387	

Colours may differ slightly from those shown in the brochure, owing to the limitations of the printing process.

Pictures of the materials illustrate detailed part of each material and not its rendering on the cabin surface.





Floors


Rubbers




6727



6801



6768




MX19101

Floor recess is also available up to  
20mm height and 45kg weight

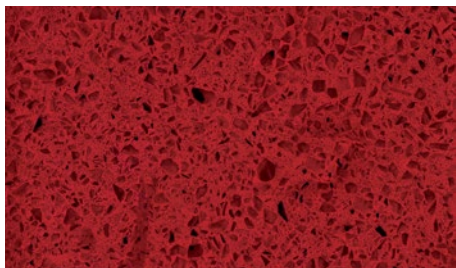
Artificial Granites



Regal Beige



Regal Black




Regal Red



Regal White


Vinyls




Concrete Module



Cement Block



Scivaro Grey



Dark Mineral



Oak Luxus



Mosaicon





Handrails



K2  
AVAILABLE FINISHES  
Mirror  
Gold Satin



K3  
AVAILABLE FINISHES  
Mirror

According to EN81-70

Ceilings


- FINISHES  
Satin  
Mirror  
Gold Mirror  
Gold Satin  
Paint



03



07




010



014



015



055



OLP1 (Led Panel)





Shaft  
structures





Aluminum  
Shaft

Maison100 H & E and Maison200 H, are available with a robust and elegant aluminum structure, suitable for indoor or outdoor environments, for lift installations where concrete shafts are not available. KLEEMANN aluminum shafts are designed by expert engineers and can be fully customized to your architectural needs with a variety of aesthetic choices for both structure and shaft cladding.




Paint




Skinplate



Stainless steel



Glass



Cabinet



The new, re-designed controller cabinet is of very compact dimensions and can be easily positioned in small spaces so as not to cause any obstructions.

**Cabinet Dimensions**  
Maison100 H & E (W) 1000 mm x (H) 1000 mm  
Maison200 H (W) 1600 mm x (H) 850 mm  
or (W) 1650 mm x (H) 700 mm

Shaft structure and cabinet are available only in paint finishing.

Colours may differ slightly from those shown in the brochure, owing to the limitations of the printing process.

Pictures of the materials illustrate detailed part of each material and not its rendering on the cabin surface.





# Design options Operating panels





# Surface mounted

## Characteristics

- Available also with Dot Matrix display
- Compatible also with buttons B37R
- Out of order or Call activation key switch are available



B37Q  
DIMENSIONS  
(W) 37 mm x (H) 37



K37  
DIMENSIONS  
(W) 37 mm x (H) 37




B37R  
DIMENSIONS  
ø 30 mm



Car Operating Panel

GN-SC300 DIMENSIONS  
(W) 200 mm x (D) 24 mm (H) 1000 mm



Landing Operating Panel

GN-SL300 DIMENSIONS  
(W) 87 mm x (D) 22 mm (H) 250 mm



Dot Matrix Display

AVAILABLE FINISHES  
Black plexiglass



Car Operating Panel

DKC DIMENSIONS  
(W) 200 mm x (D) 24 mm (H) 1000 mm

AVAILABLE FINISHES  
Satin



Car Operating Panel

FPY-800  
(W) 800 mm x (D) 60 mm (H) 800 mm



Landing Operating Panel

AKL DIMENSIONS  
(W) 85 mm x (H) 265 mm

Colours may differ slightly from those shown in the brochure, owing to the limitations of the printing process.

Pictures of the materials illustrate detailed part of each material and not its rendering on the cabin surface.





# Flush Mounted



Landing Indicator

P95-902 DIMENSIONS  
(W) 230 mm x (D) 20 mm x (H) 92 mm



Car Operating Panel

AKC BES DIMENSIONS  
(W) 200 mm x (H) 2000 mm



Landing Operating Panel

AKL DIMENSIONS  
(W) 85 mm x (H) 265 mm

Only available for Maison200 H

Colors may differ slightly from those shown in the brochure, owing to the limitations of the printing process.

Pictures of the materials illustrate detailed part of each material and not its rendering on the cabin surface.

## Characteristics

- Available also with Dot Matrix display
- Compatible also with buttons B37R, MT-42, RT-42. Antibacterial and touchless buttons are also available
- Stainless steel finishing as standard (special upon request)
- Engrave in LOP as option



The standard landing operating panel includes button B37 and enter sign NT-32 which are placed directly on the door frame. The enter sign NT-32 is an economic standard option that can be used instead of the display. It is placed on the door frame over the call button and it lights up when the car is behind the door. Availavle for Maison100 H & E.



AKL-31

AKL-32



NT-32

Door frame solution with no display

Colours may differ slightly from those shown in the brochure, owing to the limitations of the printing process.

Pictures of the materials illustrate detailed part of each material and not its rendering on the cabin surface.





# Design options Doors







# Automatic doors




Standard



Big Vision

AVAILABLE FINISHES  
All doors are available in the same finishes as those of the cabin

# Swing doors



C310



C520



Blind

Colours may differ slightly from those shown in the brochure, owing to the limitations of the printing process.

Pictures of the materials illustrate detailed part of each material and not its rendering on the cabin surface.



KLEEMANN has a worldwide presence in over 100 countries with local presence in key market points. It stands out for its product range, high quality and control standards, world class design and for its expertise in custom made solutions. Constantly monitoring the global market trends, the company continues to innovate, grow, develop, and improve while consistently remaining in tune with its global character.



**KLEEMANN**  
Your 1<sup>st</sup> Choice in Lifts

KLEEMANN HELLAS SA  
Kilkis Industrial Area  
P.O. BOX 25, Kilkis, 611 00 - Greece  
G.E.M.I. 14486435000

Colours may differ slightly from those shown in the brochure, owing to the limitations of the printing process. Pictures of the materials illustrate detailed part of each material and not its rendering on the cabin surface.

While every effort has been made to ensure information accuracy, KLEEMANN bears no responsibility for typographic errors or omissions.