

Homelifts

Maison100 H & E

Maison200 H



KLEEMANN Maison range is an affordable and attractive solution that goes beyond your expectations for home mobility. Our reliable and comfortable home lifts feature premium ride quality, low energy consumption and easy installation for minimum disruption.

With dedicated service and a wide range of design selections, **KLEEMANN lifts your experience and upgrades the interior and exterior of your most precious space.**





Maison100
H & E





Maison 100 H

Safety and style with this value for money hydraulic home lift solution, with minimum space requirements

Type of lift > Hydraulic

Technical specifications

Model	Maison100 H
Rated load (Kg)	Up to 400
Max travel (m)	12
Max number of stops	5
Max speed (m/s)	0,15* - 0,25** - 0,30**
Min Pit depth (mm)	100* - 130**
Min Headroom (mm)	2500
Maximum car entrances	2
Power supply	Single phase or three phase
Complies with	* Machinery Directive 2006/42/EC ** AS1735.18



Recommended uses

Private residences
Low traffic buildings

Description & features

Ideal for comfort and ease, Maison100 H, is designed and manufactured according to Machinery Directive 2006/42/EC and meets any need for transportation and mobility. A value for money solution that provides access inside or outside a private residence or low storey public buildings and guarantees safety and style.

Value for money

Its very low energy consumption (lower than a kitchen oven) in conjunction with its exceptional performance, makes Maison100 H the ideal value for money choice. With 100mm minimum pit depth and 2400mm headroom required, it is perfectly suitable for buildings with or without concrete shaft and with shaft pit and headroom limitations.

Plug n' play solution

Prewired shaft wiring and single-phase power supply.

Optimum use of space

The pit and headroom requirements are amongst the most competitive in the market for enclosed cabin platform lifts. Maison100 H offers optimum space efficiency by providing the opportunity of installing larger car in a standard shaft.

Premium ride quality

Maison100 H offers a premium ride quality, with the new controller Genius20, with shaft copy system for precise floor levelling and a 2-speed hydraulic valve.





Maison 100 E

The innovative electric cabin platform lift, that makes best use of available space and is extremely energy efficient

Type of lift > Electric

Technical specifications

Model	Maison100 E
Rated load (Kg)	Up to 385
Max travel (m)	12
Max number of stops	5
Max speed (m/s)	0,15* - 0,25** - 0,30**
Min Pit depth (mm)	100* - 130**
Min Headroom (mm)	2500* - 2550**
Maximum car entrances	2
Power supply	Single phase
Complies with	* Machinery Directive 2006/42/EC ** AS1735.18



Recommended uses

Private residences
Low traffic buildings

Description & features

Acknowledging the importance of space availability, KLEEMANN introduces Maison100 E, with 100mm minimum pit depth and 2500mm headroom required. Available with semi-automatic or automatic doors, Maison100 E can be also provided with an aluminum shaft construction where a masonry shaft is not available.

Modular Design

Cabin's modular design provides the possibility of different claddings for the surrounding walls while its minimalist design creates an outstanding ambience

Plug n' play solution

Prewired shaft wiring and single-phase power supply.

Fast and easy installation

Smart and compact design for installation in much shorter time compared to other electric platform lifts.

Low noise levels

Innovative electric drive (VVVF controlled) guarantees remarkably low noise levels in and out of the cabin.





Maison100 H & E are provided with a fully enclosed cabin. A panoramic version is also available with up to two glass walls. The ceiling is detachable, facilitating the maintenance procedure. Available in stainless steel, skinplate or paint finishing and with LED strip lighting, it creates an outstanding ambience inside the cabin.

with paint

Walls Paint Copper Swift
Ceiling Paint Copper Swift
Floor Rubber 6801
Handrail K3
Mirror Half height / Full width
COP DKC



with skinplate

Walls Skinplate A90GTA
Ceiling Paint Abstract Light
Floor Rubber 6801
Handrail K3
Mirror Half height / Full width
COP DKC





with
stainless steel

Walls Stainless Steel Satin
Ceiling Stainless Steel Satin
Floor Rubber 6768
Handrail K3
Mirror Half height / Full width
COP DKC



panoramic

Walls Paint Liquid Pencil
Ceiling Paint Liquid Pencil
Floor Rubber 6801
Handrail K3
COP DKC






Wall finishes Paint



Skinplate



Stainless Steel




Colours may differ slightly from those shown in the brochure, owing to the limitations of the printing process.

Pictures of the materials illustrate detailed part of each material and not its rendering on the cabin surface.


Floors

Rubbers



6727


6801



6768


MX19101

Vinyls




Light Cement

Scivaro Grey



Dark Mineral

Oak Luxus



Mosaicon

Concrete Vibe

Floor recess is also available up to 12mm height and 30kg weight.



K3

Handrail





Maison200 H





Maison 200 H

A hydraulic homelift solution that offers a wide range of design options for a personalized experience

Type of lift > Hydraulic

Technical specifications

Model	Maison200 H
Rated load (Kg)	Up to 630
Max travel (m)	12
Max number of stops	6
Max speed (m/s)	0,15* - 0,3**
Min Pit depth (mm)	100* - 150**
Min Headroom (mm)	2450* - 2600**
Maximum car entrances	3 (under conditions)
Power supply	Single phase or three phase
Complies with	* Machinery Directive 2006/42/EC ** AS1735.18



Recommended uses

Private residences
Low traffic buildings

Description & features

Maison200 H is a hydraulic solution that offers an efficient use of space and can be easily adapted to any architectural need and design, even for special and challenging projects. Elegant and convenient allows the perfect fitting in any building, existing or new. Maison200 H guarantees outstanding ride quality and a wide selection of design options and finishes to meet your aesthetic needs.

Efficient use of space

Maison200 H maximizes the efficient use of space. Even though the dimensions of the shaft remain the same, Maison200 H can accommodate a larger car, maximizing the usable space.

Customizable design options

Maison200 H offers a wide range of cabin types and interior materials. Whether you prefer a sleek and modern look or a more traditional aesthetic, Maison200 H can be tailored to suit your desired ambiance.

Premium ride quality

Maison200 H features premium construction quality, low noise levels and minimal vibrations. This ensures a smooth and comfortable ride for passengers, enhancing the overall experience.

Aluminum shaft option

In situations where a concrete shaft is not available or feasible, the Maison200 H offers an aluminum construction option.





Maison200 H offers four different cabin types and a wide range of interior materials, providing you with options to match your preferred style and needs. Whether you prefer a sleek and modern look or a more traditional aesthetic, you have the freedom to create a unique design by combining colors, materials and lighting.

A310

Walls HP Laminate AB383
Ceiling O10
Floor Artificial Granite Regal White
Handrail K2
Mirror Full height / Full width
COP DKC



L310

Walls Linen
Ceiling O15
Floor Rubber 6801
Handrail K2
Mirror Half height / Full width
COP DKC






L320

Walls F12 PPS
Ceiling O55
Floor Rubber 6768
Handrail K3
Mirror Half height / Full width
COP AKC BES



L330

Walls Paint Radical black
Ceiling O3
Floor Laminæ 8630
Handrail K2
Mirror Half height / Full width
COP AKC BES






Wall finishes


Paint (available for L330)




Skinplate (available for L320)



Stainless Steel (available for L310)



Laminates (available for A310)




Colours may differ slightly from those shown in the brochure, owing to the limitations of the printing process.

Pictures of the materials illustrate detailed part of each material and not its rendering on the cabin surface.




Floors


Rubbers




6727



6801



6768




MX19101

Floor recess is also available up to
20mm height and 45kg weight

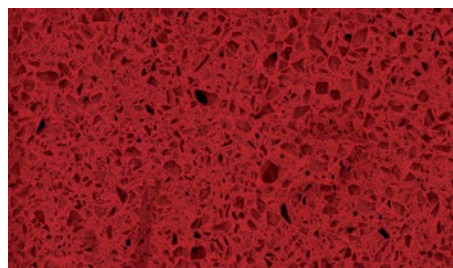
Artificial Granites



Regal Beige



Regal Black



Regal Red




Regal White


Vinyls



Light Cement



Scivaro Grey



Dark Mineral



Oak Luxus



Mosaicon



Concrete Vibe



Handrails



K2

AVAILABLE FINISHES

Mirror
Gold Satin



K3

AVAILABLE FINISHES

Mirror

According to EN81-70

Ceilings

FINISHES


Satin
Mirror
Gold Mirror
Gold Satin
Paint



03



07




010



014



015



055



OLP1 (Led Panel)



Shaft structures



Aluminum Shaft

Maison100 H & E and Maison200 H, are available with a robust and elegant aluminum structure, suitable for indoor or outdoor environments, for lift installations where concrete shafts are not available. KLEEMANN aluminum shafts are designed by expert engineers and can be fully customized to your architectural needs with a variety of aesthetic choices for both structure and shaft cladding.




Paint




Skinplate



Stainless steel



Glass



Cabinet

Cabinets are of very compact dimensions that can be easily positioned in small spaces so as not to cause any obstructions.



Maison100 H & E
(W) 1000 mm x (H) 1000 mm x (D) 400 mm



Maison200 H
(W) 1600 mm x (H) 850 mm x (D) 460 mm



Maison200 H
(W) 1600 mm x (H) 700 mm x (D) 370 mm

Shaft structure and cabinet are available only in paint finishing.

Colours may differ slightly from those shown in the brochure, owing to the limitations of the printing process.

Pictures of the materials illustrate detailed part of each material and not its rendering on the cabin surface.



Design options
Operating panels



Surface mounted



Car Operating Panel

FPY-800
(W) 800 mm x (D) 60 mm (H) 800 mm



Landing Operating Panel

AKL DIMENSIONS
(W) 85 mm x (H) 265 mm



Car Operating Panel

DKC DIMENSIONS
(W) 200 mm x (D) 24 mm (H) 1000 mm



Dot Matrix Display



B37R

DIMENSIONS
ø 30 mm



B37Q

DIMENSIONS
(W) 37 mm x (H) 37 mm



K37

DIMENSIONS
(W) 37 mm x (H) 37 mm

AVAILABLE FINISHES

Satin

Colors may differ slightly from those shown in the brochure, owing to the limitations of the printing process.

Pictures of the materials illustrate detailed part of each material and not its rendering on the cabin surface.

Characteristics

- Available with Dot Matrix or TFT display
- Compatible also with buttons B37R
- Out of order or Call activation key switch are available

Colours may differ slightly from those shown in the brochure, owing to the limitations of the printing process.

Pictures of the materials illustrate detailed part of each material and not its rendering on the cabin surface.

Flush Mounted



Landing Indicator

P95-902 DIMENSIONS
(W) 230 mm x (D) 20 mm x (H) 92 mm



Landing Operating Panel

AKL DIMENSIONS
(W) 85 mm x (H) 265 mm



Car Operating Panel

AKC BES DIMENSIONS
(W) 200 mm x (H) 2000 mm

Only available for Maison200 H

Colours may differ slightly from those shown in the brochure, owing to the limitations of the printing process.

Pictures of the materials illustrate detailed part of each material and not its rendering on the cabin surface.

Characteristics

- Available also with Dot Matrix display
- Compatible also with buttons B37R, MT-42, RT-42. Antibacterial and touchless buttons are also available
- Stainless steel finishing as standard (special upon request)
- Engrave in LOP as option



The standard landing operating panel includes button B37 and enter sign NT-32 which are placed directly on the door frame. The enter sign NT-32 is an economic standard option that can be used instead of the display. It is placed on the door frame over the call button and it lights up when the car is behind the door. Available for Maison100 H & E.



AKL-31



AKL-32



NT-32

Door frame solution with no display

Colours may differ slightly from those shown in the brochure, owing to the limitations of the printing process.

Pictures of the materials illustrate detailed part of each material and not its rendering on the cabin surface.



Design options Doors



Automatic doors



Standard



Big Vision

AVAILABLE FINISHES

All doors are available in the same finishes as those of the cabin

Swing doors



C310



C520



Blind

Colours may differ slightly from those shown in the brochure, owing to the limitations of the printing process.

Pictures of the materials illustrate detailed part of each material and not its rendering on the cabin surface.

KLEEMANN has a worldwide presence in over 100 countries with local presence in key market points. It stands out for its product range, high quality and control standards, world class design and for its expertise in custom made solutions. Constantly monitoring the global market trends, the company continues to innovate, grow, develop, and improve while consistently remaining in tune with its global character.



KLEEMANN
Your 1st Choice in Lifts

KLEEMANN HELLAS SA
Kilkis Industrial Area
P.O. BOX 25, Kilkis, 611 00 - Greece
G.E.M.I. 14486435000

Colours may differ slightly from those shown in the brochure, owing to the limitations of the printing process. Pictures of the materials illustrate detailed part of each material and not its rendering on the cabin surface.

While every effort has been made to ensure information accuracy, KLEEMANN bears no responsibility for typographic errors or omissions.