



Environmental fact sheet: Maison 100E

Studied and drafted at Kleemann Hellas SA
June 2021,
Dr. Sfampa Ioanna
Group Innovation Researcher
Group Innovation Department

Contents

Foreword	2
Introductory information	2
Description of steps and procedures of eco-design.....	3
Procedure description	4
Calculations and environmental impact assessment	4
Product structure and reference model.....	5
Analysis of life cycle parameters of the new products	6
Raw materials	6
Manufacturing processes	8
Transportation & Packaging	8
Installation	8
Operation – Use.....	8
Maintenance - Repairs	11
Disposal - Recycling	11
Environmental Impact Assessment	13
Terminology.....	13
Damage Assessment.....	15
Normalization	17
Weighting	17
Single Score	18
Appendix.....	21

Foreword

Environmental protection is a practice of protecting the natural environment, for the benefit of both the environment and humans. With awareness of environmental protection increasing worldwide, demand for more efficient products to reduce energy and resource consumption is more urgent than ever. The possible environmental impacts associated with products have sparked interest in developing methods to understand and minimize these impacts. Life-cycle assessment (LCA) is a technique to assess environmental impacts associated with all the stages of a product's life from raw material extraction through materials processing, manufacture, distribution, use, repair and maintenance, and disposal or recycling. LCAs can help avoid a narrow outlook on environmental concerns by compiling an inventory of relevant energy and material inputs and environmental releases; Evaluating the potential impacts associated with identified inputs and releases and also interpreting the results to help make a more informed decision.

An important aspect on the companies' awareness is the ISO 14000 family of standards, which provides practical tools for companies and organizations of all kinds seeking to manage their environmental responsibilities. ISO 14006 provides guidelines to assist organizations in establishing, documenting, implementing, maintaining and continually improving their management of eco-design as part of an environmental management system (EMS).

Vertical – transportation products are indispensable to urban mobility and accessibility. Passenger comfort and attractive design must be integrated into a large, complex system. Combining that with an environmental approach is a creative challenge.

Introductory information

KLEEMANN Hellas S.A. is active in the field of construction and design of integrated complete lift systems. It is one of the largest companies in this sector to the European and international market and its distribution network expands to more than 100 countries.

Since 2012, KLEEMANN implements an environmental management system (EMS) for its facilities. This system has been certified according to ISO 14001 and covers the production unit (office facilities and factories) in the industrial area of Kilkis. The company also applies quality management system certified in accordance with ISO 9001 and implements the principle of product eco-design in accordance with ISO 14006.

The strategic objective for the company is the sustainable development in full harmonization with the environmental protection, resulting in environmentally superior products. That aim can be achieved by adhering to fundamental rules, criteria and mechanisms for environmental protection, pollution prevention and protection of human health. This ensures preservation of natural resources and the gradual restoration of the environment. The main goal is to redesign all of our products on the basis of eco-design process. The strategy is motivated by three factors: nature, society, economy.

The largest lift company in Greece presents the model of eco-design. The procedure of LCA in our products is constantly a growing part of research and development. This is the main and most important pillar of innovation on technological achievement. It is the most important step on achieving an integrated environmental approach on the products' design.

Description of steps and procedures of eco-design

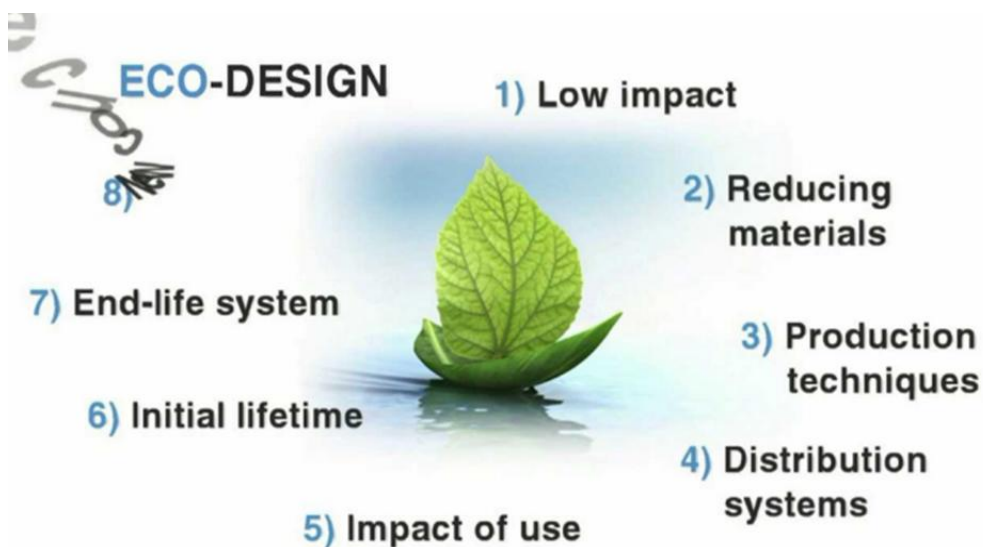
Scope: Eco-design is an approach of designing products with special consideration for the environmental impacts of the product during its whole lifecycle. In a life cycle assessment, the life cycle of a product is usually divided into procurement, manufacture, use, and disposal. It is a growing responsibility and understanding of our ecological footprint on the planet.

Terminology: The flow of energy and materials, as well as the type of pollutants examined in each system, is the part of a product's life. The system is determined by the boundaries, which are defined in advance. System boundaries in this study are the receipt of raw materials in our facilities up to the final recycling and disposal of the product.

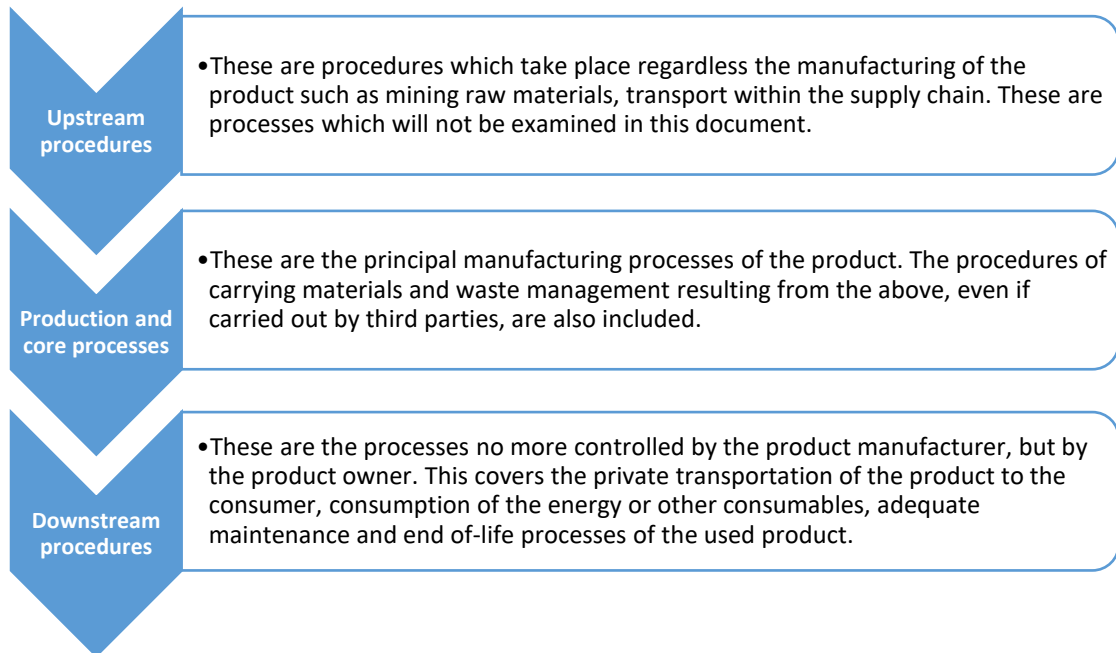
Required data: The data required for the completion of the study are the units of materials and energy required for the entire life cycle of a product as well as the quantification of their effects.

However, in a study of life cycle it is clear that some of the data will be taken from some pertinent cases and are necessarily accepted as they appear in them. As much as we are stretching the limits of the system the analysis of inputs and outputs becomes more difficult. If no suitable data is available, the best estimation is used.

The data relating to the production process are calculated accurately, while the impact of the extraction and production of raw materials have not been addressed. Also, on the basis of the pattern of usage and calculation of consumed energy in a lift system, ISO 25745-2 was carried out, and a number of considerations and assumptions for the average operation throughout the life cycle of the lift.



Procedure description



Calculations and environmental impact assessment

The part of the measurement of environmental impact is the criterion for the improvement actions that are required in order to reduce the first. To calculate these impacts, Software Sima Pro® 8 was used, with the method ReCiPe Endpoint, hierarchist version, for the major part of the Environmental Impact Assessment. Also, the ISO 25745-2 was used for the classification of the product in the field of energy efficiency during its usage stage.

In the case of the integrated lift system and for the present document the study of the system begins from the purchase of raw materials to the final disposal.

The method of eco-design is applied to a lift system which is developed, manufactured and distributed by KLEEMANN. The adoption of such a model design contributes as a catalyst to reduce the environmental impact and cost.

Product structure and reference model

The product that has been assessed on the basis and principles of eco-design is an innovative electric cabin platform lift. The reference model is the ideal choice for homes and public buildings with low traffic. The design of that new model was under the vision of substituting formerly produced elevator models in the category of homelifts. Tailor-made, fully customizable lifts that provide affordable, attractive mobility within any home. The newly designed model is able to cover a range of specifications.

Acknowledging how important it is to effectively exploit the space available, we are introducing the Maison100 E with 100mm minimum pit depth and 2500mm headroom required.

Maison100 E is an innovative electric cabin platform lift designed to meet your highest expectations. Available with semi-automatic or automatic doors, Maison100 E can be also provided with an aluminum shaft construction where a masonry shaft is not available.

The main advantages of the product are:

- **Fast and easy installation.** Smart and compact design for installation in just 3 days.
- **Plug n' play solution.** Prewired shaft wiring and single-phase power supply.
- **Unique cabin design.** Cabin's special design ensures ease of installation while its lighted RGB colors create an outstanding ambience inside it.
- **Low noise levels.** Innovative electric drive (VVVF controlled), guarantees remarkably low noise levels inside and outside the cabin.
- **Precise floor leveling.** The new controller Genius 20 is equipped with tape head system for precise floor leveling.
- **Certified product.** Maison100 E fulfills the requirements of Machinery Directive 2006/42/EC and holds an EC Type Examination Certificate.

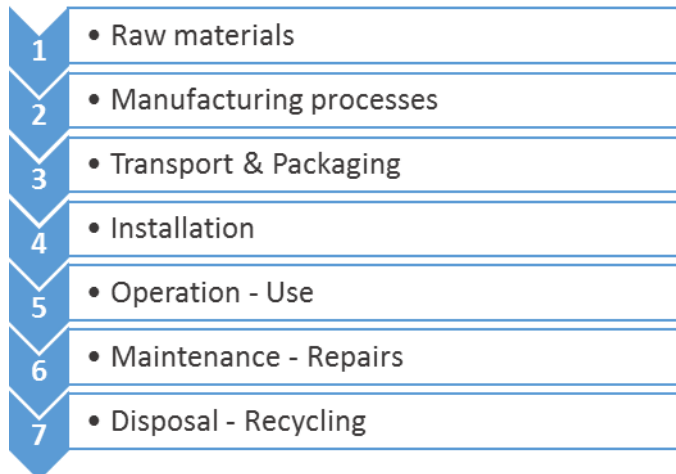
Vertical lifts operate approximately 25 years, by assuming the appropriate cycle of maintenance, and makes about 20,000 journeys per year for the service of the user in an average building. The payload that can be carried is up to 385 kg and the maximum rated speed is 0.15m/s. Placed on routes up to 12 m corresponding to 5 stops.

The reference model for the present study has the following characteristics:

Reference model	Maison 100E
Type	Electric lift
Estimated lifetime	25 years
Trips per day	55
Nominal load	385kg
Nominal speed	0.15m/s
Travel	6m
Number of stops	3
Daily travel time	0.43h

Analysis of life cycle parameters of the new products

The life cycle analysis, which is an important and integral tool for the eco-design steps, is divided at the level of registration of a product's life cycle stages on the following main categories:



The Maison 100E achieves greater energy efficiency by reducing:

- Quantity of raw materials
- Total unit weight
- Reduction of energy consumption during usage phase

In accordance to the relevant literature, the major environmental impact on the life cycle of a life is during the usage stage, followed by the stage when materials are acquired and energy is consumed during construction. These are the stages that company takes into account and interfere with the process of eco-design. The service plays also an important role in product's life cycle. The other parameters related to the life cycle of a product, such as packaging, transport and installation shall contribute much lower in overall impact.

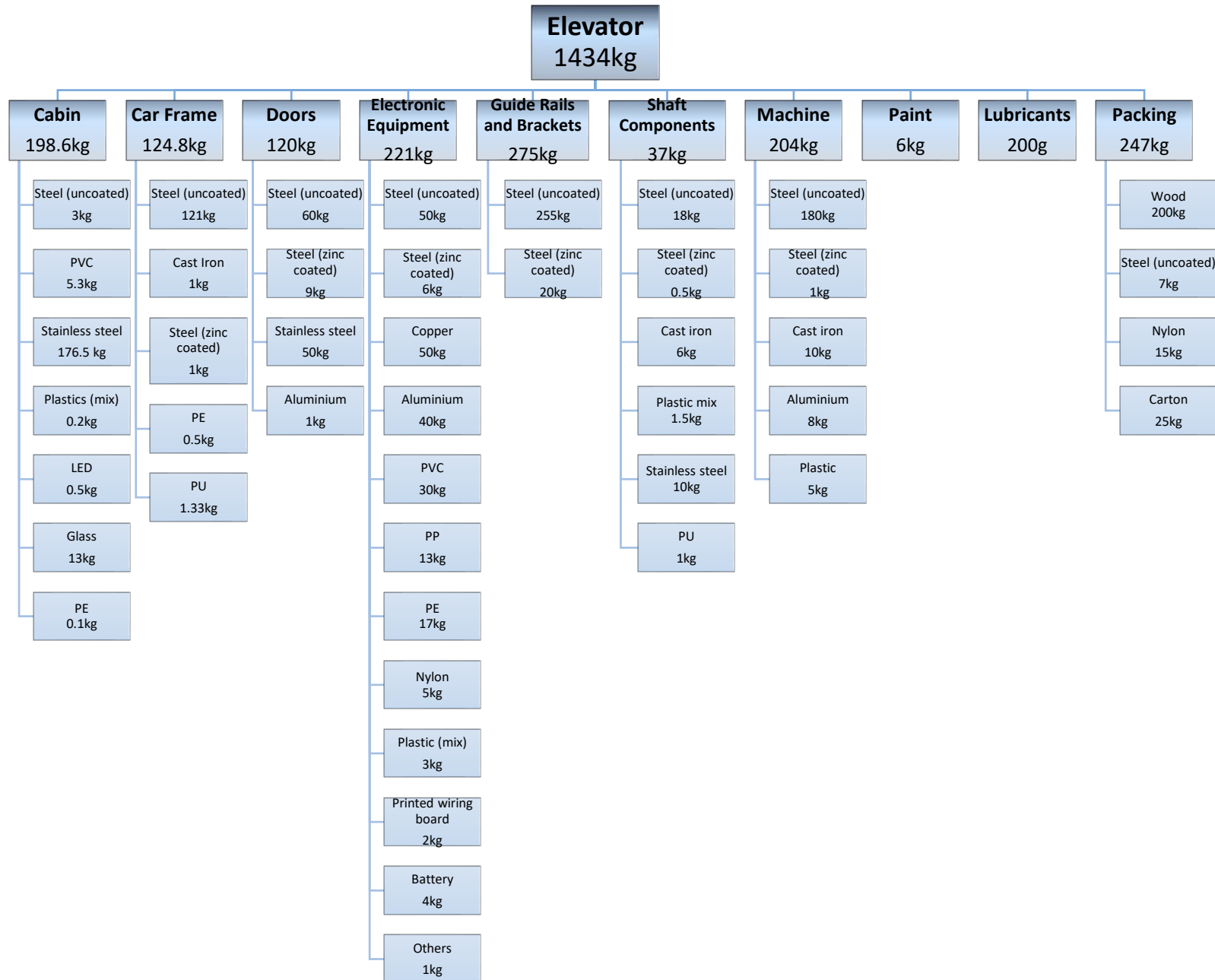
Maison 100E has already substituted older products in the category of homelifts, namely Maison One and Maison Traction T. This substitution leads not only to a new and eco-designed product, but also to the reduction of the products' range. The additive advantages are the reduction of SKUs (Stock Keeping Units) and their management and storing cost.

Raw materials

The company is gradually trying to co-operate with suppliers who meet the environmental criteria which are set by standards. So up to the present time, at least 50% of the company's suppliers operate with an environmental management system and ISO14001 certification.



The total mass of the elevator for the life cycle inventory without packing is 1187kg. Roughly 90% of the elevator materials were metals. The sub-assemblies and the materials they are consisted of, are presented in the following figure:



Manufacturing processes

Listed below are the manufacturing processes through which each component and the individual parts of the product are made. The facilities of the company have been amended as to the production line (lean flow), which ensures low stocks and flexibility at the same time.

	Shaft Components	Guide Rails and Brackets	Car Frame	Cabin	Doors	Electronic Equipment	Machine*
Laser	3	8	9		1	0.3	
Welding	9	10	14		1	0.6	
Saw	6	1	8	5			
Drill	2	2	5	1			
Bending	3	8	6	5			
CNC	5		10				
Punching			2	6	1		
Scissors		1	1	13		0.1	
Consumed Energy	14kWh	30kWh	55kWh	30kWh	3kWh	1kWh	25kWh

*The sub-component "Machine" is a supplied product.

Transportation & Packaging

Transportation: Average mileage for the product from the production site to the installation site is 800km (average distance from the factory to the various installations in accordance with the measurements of 2014). The carriage of cargo is up to 16tones.

Packaging: For the packaging of products wood, nylon, nails and cartons are used. The packaging for by-product required is listed below:

Material	Quantity [kg]
Wood pallet	200
Nylon	15
Steel (nails etc)	7
Carton boxes	25

Installation

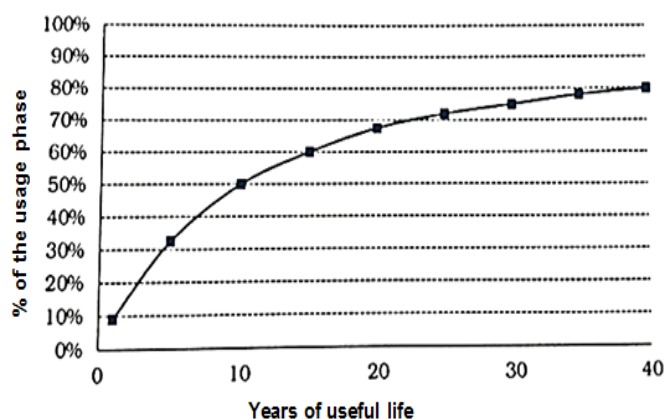
The time and the energy per installation vary since each of them presents different aspects, characteristics and issues. For this reason, these data are not calculated in detail. An approximation over the installation concerning the man-hours needed is generally 2days.

Operation – Use

It has been pointed out, on the basis of surveys which have been carried out on this field, that the maximum impact on the environment can be observed in the consumption period. Showing the catalytic role has for the products of lifts. More specifically, if a product has usage duration of 25-30 years the use phase would be responsible for 75% of the whole

environmental impact, whereas the same phase would only represent 50% of the environmental bill if it had a reduced life of 10years. On the other hand, an increased product life will always reduce the impact of the materials phase, because the number of functional units served will increase.

In the following figure, the percentage of environmental impact associated with the use phase of the lift (y-axis) and in accordance with the years of working life (x-axis) (LCA and energy modeling of lifts, Ana Lorente Lafuente, 2013).



At KLEEMANN, we value the client’s needs and we are constantly exploring ways to improve our products. Acknowledging how important it is to effectively exploit the space available, we are introducing the new Maison100 E, an innovative electric cabin platform lift designed to meet your highest expectations. Offered in a wide range of dimensions, the Maison100 E is the ideal choice for homes and public buildings with low traffic.

The fact that Maison 100E is an electric lift contributes to the reduction of environmental impact, especially compared to hydraulic lifts. The maintenance of a hydraulic lift includes also the replacement of the hydraulic oil, which demands special rejection treatment and may affect negatively the quality of soil or water.

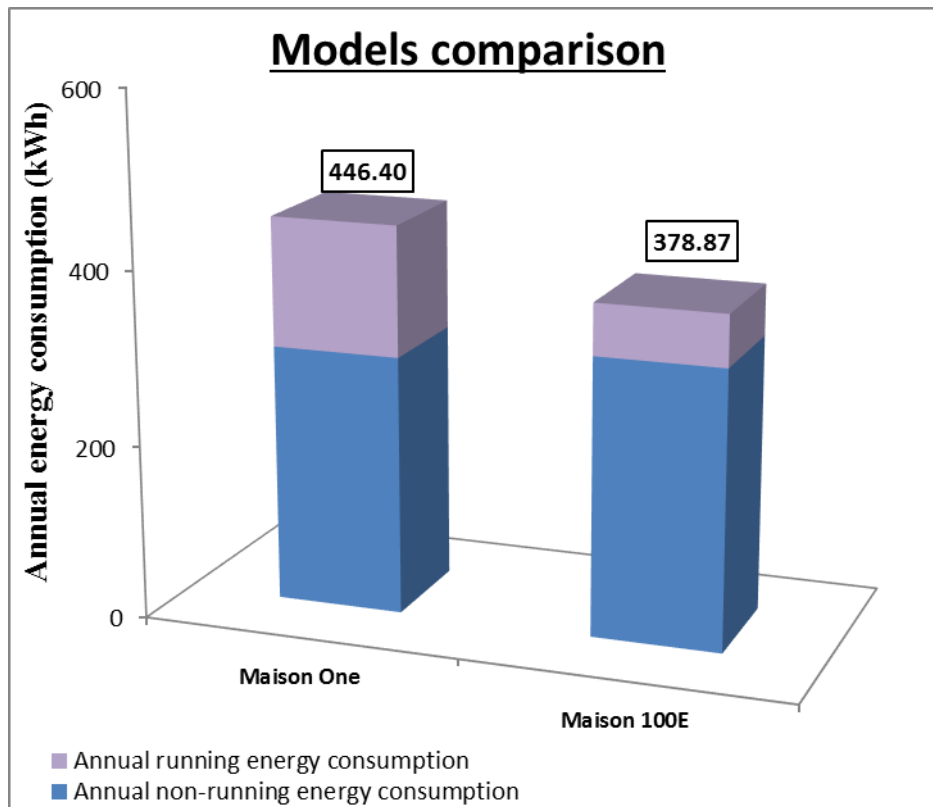
Moreover, it is significant that the new model is upgraded concerning its energy efficiency during the eco-design. The energy class is A for Maison 100E and the nominal demand per year is improved compared to Maison One.

Following the methodology of ISO 25745-2, the results are:

	Maison One	Maison 100E
Nominal load [kg]	385	385
Nominal speed [m/s]	0.15	0.15
Operating days per year	365	365
Standby demand [W]	33	33
Specific running energy reference running cycle [mWh/(kg·m)]	4.81	2.52
Usage category according to ISO 25745-2	1	1
Nominal demand per year [kWh]	446	379

Energy efficiency class according to ISO 25745-2

The annual energy consumption can be illustrated graphically as presented:



Maintenance - Repairs

KLEEMANN does not deal with maintenance but offers all the spare parts that this process requires. The maintenance work is a continuous process throughout the phase of operation of the lift. It consists of (a) the periodic preventive maintenance and (b) the unregulated operations required after a failure.

Preventive maintenance is obligatory by the legislation of each country; however, the frequency varies. In each case the lift can be considered serviced six times a year from a team of two technicians. The maintenance procedure in addition to the transfer of technicians at the spot includes a limited use of tools and materials (light, grease, etc). The ecological footprint of this phase can be estimated from the fuel consumption for the transfer of staff (6 x 15 km per year), from the use of electricity during maintenance (max 6 x 1 kWh including the motion of the lift).

Finally, the lubricant used to lubricate the guides can be estimated as 0.2 lt per year.

The work required after a failure of the lift is difficult to assess accurately.

However, on the basis of the engineering of the lifts and the statistics, these amounts can be tackled satisfactorily.

Disposal - Recycling

Key element in the final stage of the life cycle is the easiest and the fullest possible recycle of the product. The best scenario for a lift is to be designed in such a way that its materials can be dismantled and easily separated into various categories for recycling.

KLEEMANN lifts comprise a high percentage of metal, alloy steel, cast iron, aluminum alloy and copper that can be recycled directly.

Following is presented figuratively the partitioning of the materials in the reference model. This figure could be used as a guide during the dismantling of the product after its end of life. Some parts of different materials will:

- Be material recycled
- Be incinerated
- End up at a landfill.

General instructions for disposal: The basic distinction in hazardous substances and in secondary raw materials should be carried out during the course of the dissolution in accordance with the following classification:

- Hazardous waste
- Waste Electrical and electronic equipment
- Non-magnetic steel waste
- Scrap aluminum
- Magnetic steel and scrap
- Residues containing copper (cables, motor)
- Lead waste (batteries)
- The waste for incineration

If the whole lift at the end of its life is able to be transferred to the central plant of KLEEMANN, the company takes over its full recycling.

Environmental Impact Assessment

Terminology

Materials: For the calculation of the indicator for the production of materials, including all the procedures, from the extraction of raw materials to the final production stage. The calculation includes even the transfers made during the production of the material.

Manufacturing processes: Indicators of production processes represent the emissions both from the production process itself, as well as those which were released during the production of electricity used from each production process.

Transport: Indicators of transport include the effects of emissions caused both for the production of fuels and their combustion during the process of transport of the products.

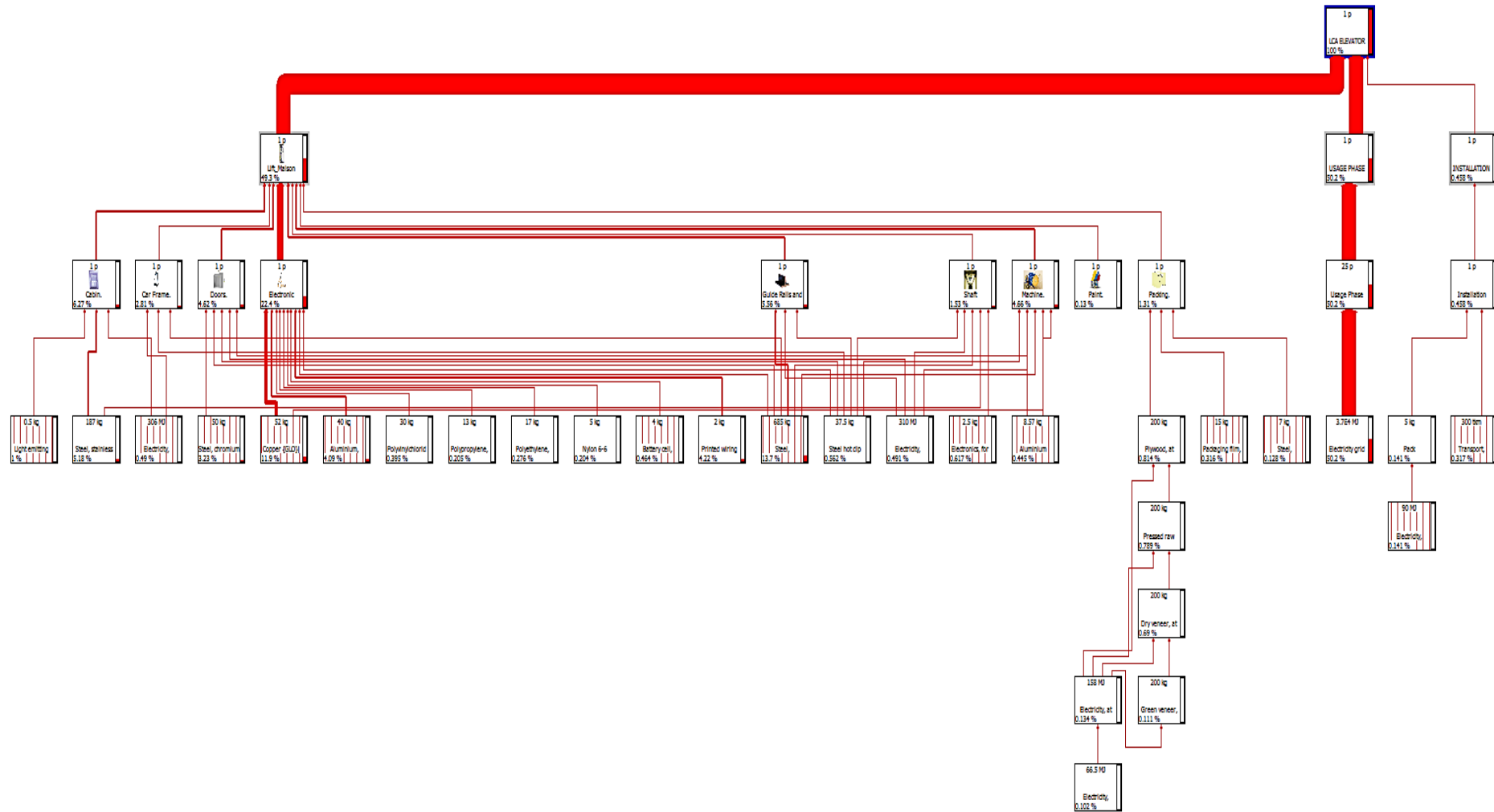
Power Consumption: Indicators of energy are referred to the mining of various fossil fuels, such as lignite, and their use for the electricity production. These indicators will vary from country to country due to different technology and the energy mix used for the production of electricity. These indicators include a separate indicator for the production of energy in the country of usage.

Disposal Procedures and collection: This category includes indicators for the recycling of various materials, incineration, burial at burial site and using biological treatment

The assessment of operational phase based on system UCTE mix of electricity low voltage. If a different mixture is applied of electricity of medium or high voltage, a new study can be carried out for the environmental impacts.

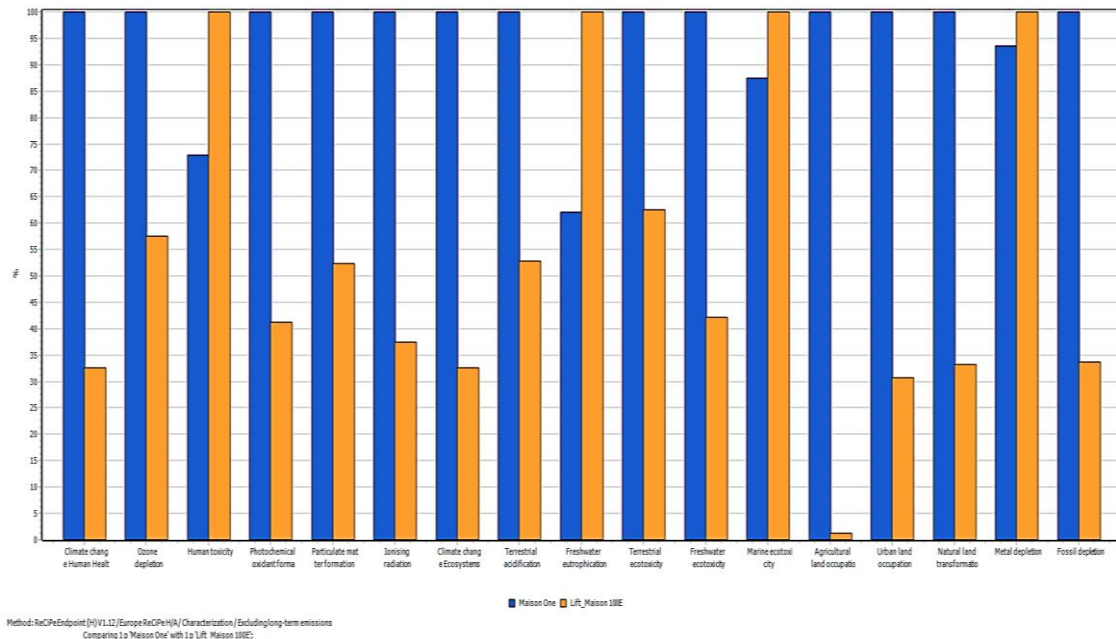
The results of this study illustrate the environmental impact of the product Atlas RPH-R lifecycle. It is also possible to devise again the study and with other methods of analysis. On the diagrams extracted from the software SimaPro[®] is illustrated a comparative study between the earlier model Maison One to the newly designed Maison 100E.

First of all, is shown the Product Structure Tree, where the elevator is presented as function of its life cycle, including the manufacturing part, the transportation, the usage phase, till the disposal scenario. The sub-assemblies that contribute with the major percentage are described through the materials and the processes they are consisted of.



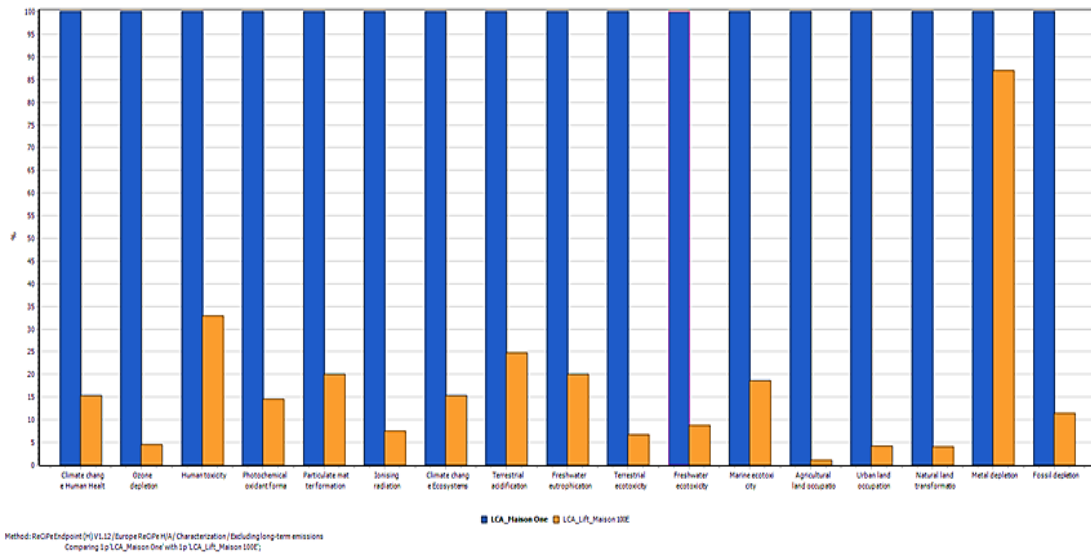
Damage Assessment

To quantify how much impact a product or service has in the different impact categories, we use characterization factors (CFs). CFs express how much a single unit of mass of the intervention contributes to an impact category; how much 1 kg of chemical emission contributes to Eco toxicity, for instance. Next chart compares the two elevator models according to their contribution to different impact categories.

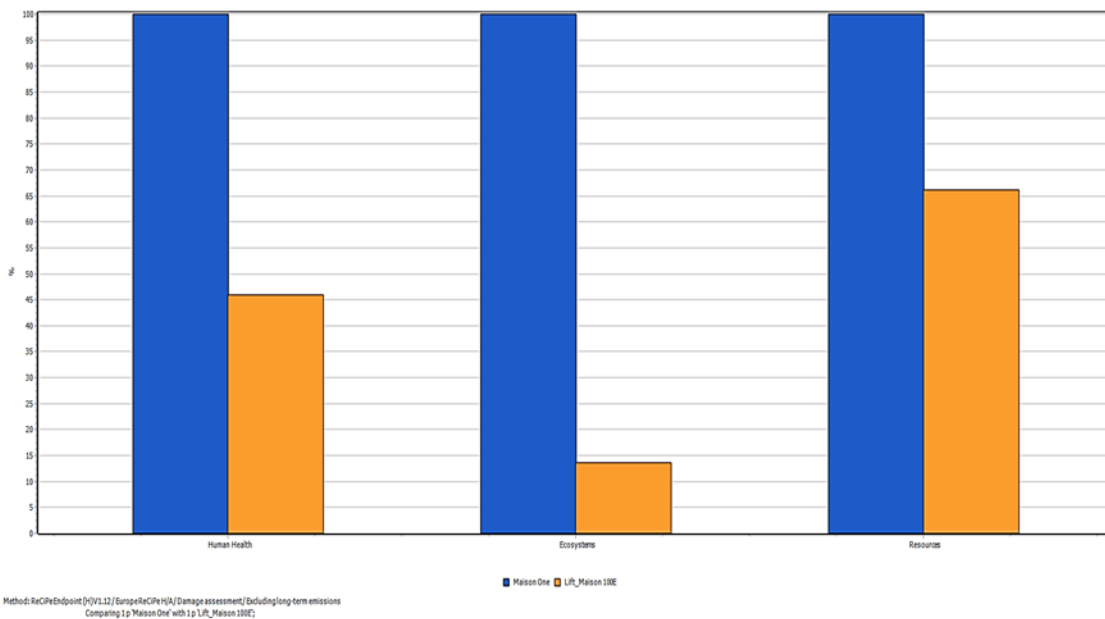


The comparison of the two models clearly shows the reduction in the majority of the categories of the environmental impact that has been achieved in the field of human health and the reduction of resources which have been used, the area of human health even if is affected indirectly, the reduction that has been achieved is critical. The deterioration of the environment and the balance of ecosystems affected by the extraction and initial processing of materials also have differed positively with the new design. After the charts is presented a table that proves that even in the categories that the chart presents worse results, the actual numbers are almost similar.

The product’s superiority becomes obvious when the whole life cycle is taken into account. The next chart presents the compare of the two products concerning their life cycle, including the materials use and also the consumed energy during their working life.

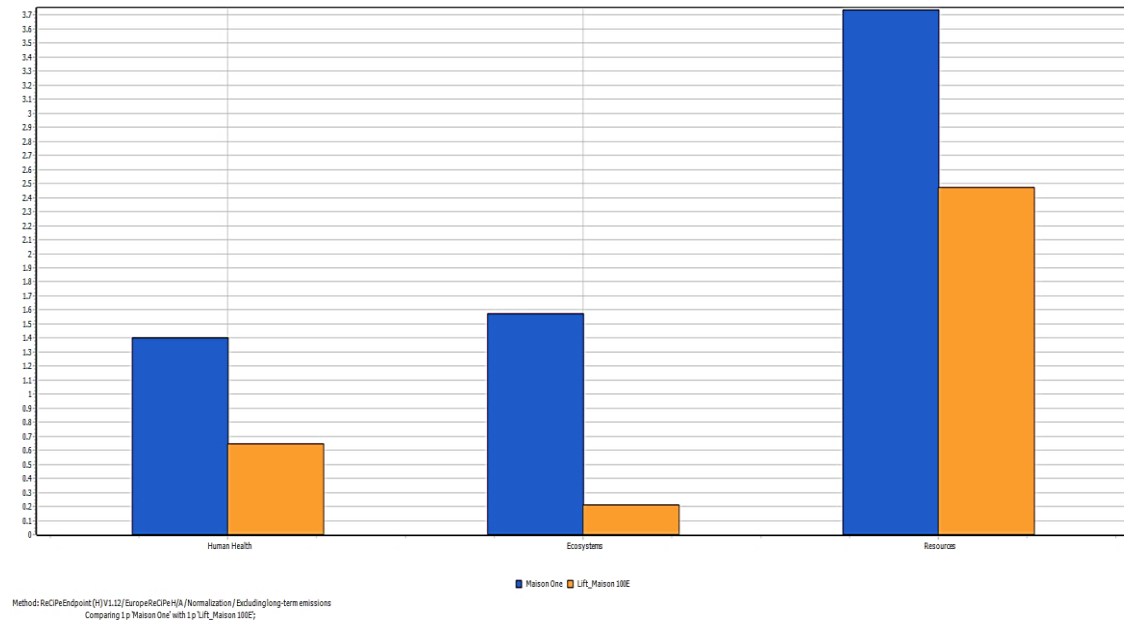


In the next chart the total impact per model and comparatively is presented. The purpose of damage assessment is to combine a number of impact category indicators into a damage category. In the damage assessment step, impact category indicators with a common unit can be added. All impact categories that refer to human health are expressed in DALY (disability adjusted life years). DALYs caused by carcinogenic substances can be added to DALYs caused by climate change. The following chart reveals that the overall environmental impact is significantly minimized.



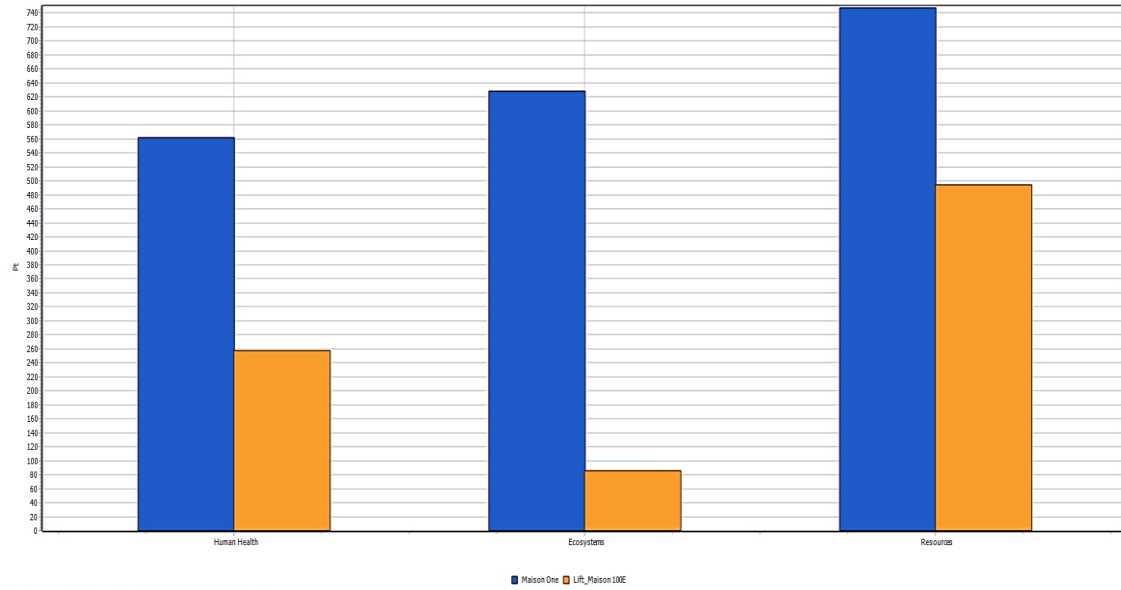
Normalization

Many methods allow the impact category indicator results to be compared by a reference (or normal) value. This means that the impact category is divided by the reference. A commonly used reference is the average yearly environmental load in a country or continent, divided by the number of inhabitants. After normalization the impact category indicators all have the same unit, which makes it easier to compare them.



Weighting

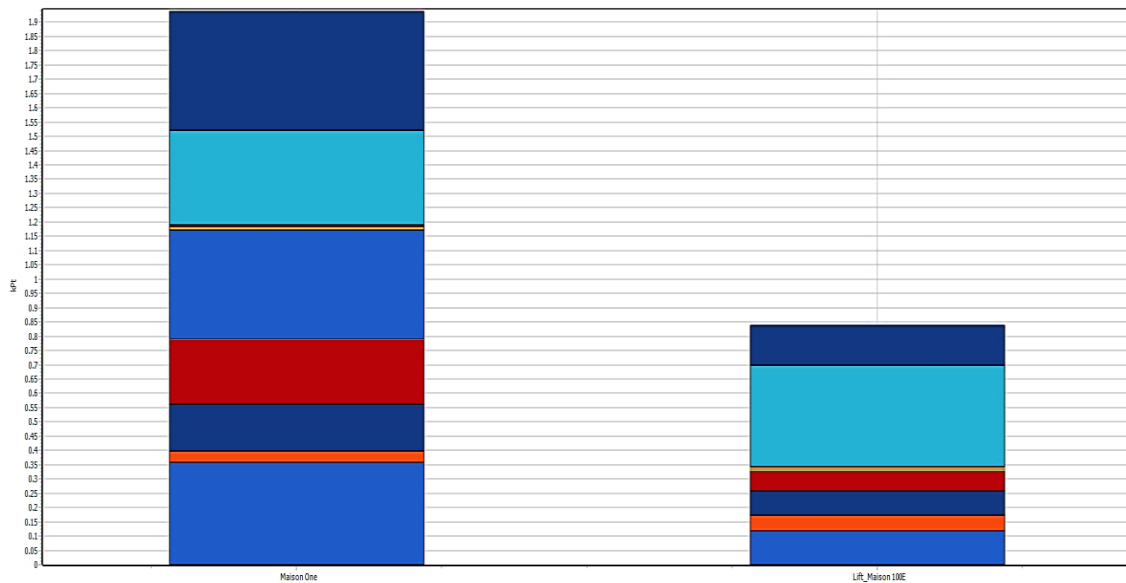
Weighting method implies that all of the data classes are weighted together so that only one number is expressed for the weighting method. In order to do a weighting, different data categories are weighed from some form of valuations principle. The weighting expresses the relation between values in the community and variations in the nature. The ReCiPe method is the most recently updated the most comprehensive and best adapted to the environmental effects that are relevant in the area (Europe). ReCiPe is a life cycle impact assessment method which comprises harmonized category indicators at the midpoint and the endpoint level.



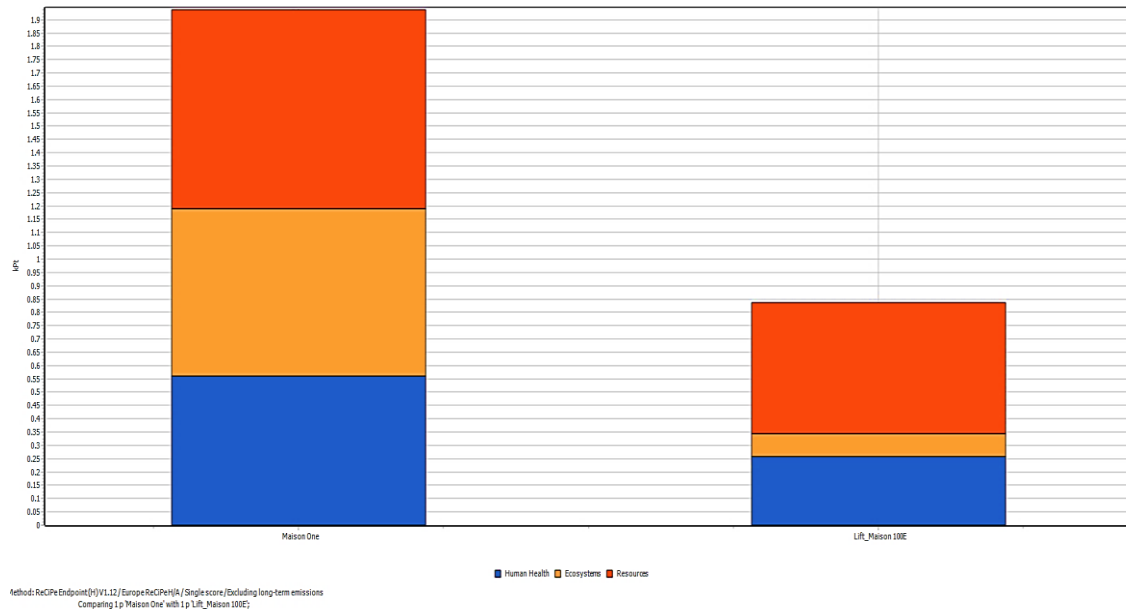
Method: ReCiPe Endpoint (H) V1.12 / Europe ReCiPe (H)A / Weighting / Excluding long-term emissions
Comparing 1 p Maison One with 1 p Lift_Maison 100E;

Single Score

For comparison between different environmental effects and identifying “hot spots” a term called weighting is employed. The calculated environmental effect is weighted together to form an index called "single score" which describes the total environmental impact.



Method: ReCiPe Endpoint (H) V1.12 / Europe ReCiPe (H)A / Single score / Excluding long-term emissions
Comparing 1 p Maison One with 1 p Lift_Maison 100E;



It has already been referred that the use of a lift to the total duration of life, has the greatest impact on the environment. In these charts for both models appears what shall entail this. The saving of fossil fuels, which is crucial to continuously minimize these stocks, has been significantly reduced.

The burden of land for its use is expressed through the units of Potentially Disappeared Fraction (PDF) * m² * year/m². The raw materials, which are mined, are quantified as to the surplus of energy per kg of minerals. Finally, the fossil fuels in excess are quantified as energy per exported MJ, kg or m³.

Three more methods were applied in order to compare different impact indicators. The following table presents these results.

Impact category	Unit	EPD		IPCC		CML	
		Maison One	Maison 100E	Maison One	Maison 100E	Maison One	Maison 100E
Acidification	kg SO2 eq	77.7	40.7			78.9	43.3
Eutrophication	kg PO4--- eq	13.8	11.2			13.8	11.2
Global warming (GWP100a)	kg CO2 eq	12900	4220	11999	4022	12900	4220
Photochemical oxidation	kg C2H4 eq	4.5	2.39			4.5	2.39
Ozone layer depletion (ODP)	kg CFC-11 eq	0.000657	0.000417			0.000657	0.000417
Abiotic depletion	kg Sb eq	0.31	0.4			0.31	0.4

Abiotic depletion (fossil fuels)	<i>MJ</i>					175000	58500
Human toxicity	<i>Kg 1.4-DB eq</i>					20200	11600
Fresh water aquatic ecotox.	<i>Kg 1.4-DB eq</i>					247	173
Marine aquatic ecotoxicity	<i>Kg 1.4-DB eq</i>					12500000	9440000
Terrestrial ecotoxicity	<i>Kg 1.4-DB eq</i>					69.3	48.9

BEAR IN MIND: If required a corresponding study with other methods in addition to the ReCiPe Endpoint, hierarchist version, can be carried out by the company for any proper use.

The continuous development of all products with these principles of life cycle analysis, impact assessment and Eco design, is the basis for the sustainable development of the services and products offered to the final customer with respect to humans and the environment.

Appendix

Acidification potential: Phenomenon by which atmospheric rainfall has a pH which is lower than average. This may cause damage in forests and cultivated fields, as well as in water ecosystems and objects in general. This phenomenon is due to the emissions of SO₂, of NO_x, and NH₃, which are included in the Acidification Potential (AP) index expressed in masses of SO₂ produced.

Eutrophication potential: Enrichment of the watercourses by the addition of nitrates and phosphates. This causes imbalance in water ecosystems due to the overdevelopment encouraged by the excessive presence of nourishing substances, so is increased the growth of aquatic plants and can produce algal blooms that deoxygenate water and smother other aquatic life. In particular, the Eutrophication Potential (EP) includes phosphorous and nitrogen salts and it is expressed in grams of oxygen (kg O₂).

Global warming potential (GWP100): Phenomenon by which the IR irradiation emitted by the earth's surface are absorbed by the molecules in the atmosphere, as a result of solar warming, and then re-emitted in the form of heat, thus giving rise to a process of global warming of the atmosphere. The indicator used for this purpose is GWP (Global Warming Potential). This mainly includes the emissions of carbon dioxide, the main greenhouse gas, as well as other gases with a lower degree of absorption of infrared rays, such as ethane (CH₄), nitrogen protoxide (N₂O), chlorofluorocarbons (CFC), which are expressed according to the degree of absorption of CO₂ (kg CO₂).

Ozone depletion potential (ODP): Degradation and depletion of the ozone layer in the stratosphere, which has the property of blocking the UV components of sunlight thanks to its particularly reactive compounds, originated by chlorofluorocarbons (CFC) or by chlorofluoromethanes (CFM). The substance used as a point of reference for assessing the ODP (Ozone Depletion Potential) is trichlorofluoromethane, or CFC-11. ODPs are calculated as the change that would result from the emission of 1kg of a substance to that from emission of 1 kg of CFC-11 (a Freon).

Photochemical oxidation: The index used to translate the level of emissions of various gases into a common measurement to compare their contributions to the change of ground-level ozone concentration. POCPs are calculated as the change that would result from the emission of 1 kg of a gas to that from emission of 1 kg of ethylene.

Depletion of abiotic resources: Two impact categories: Abiotic depletion (elements, ultimate reserves) and abiotic depletion (fossil fuels). Abiotic depletion (elements, ultimate reserves) is related to extraction of minerals due to inputs in the system. The Abiotic Depletion Factor (ADF) is determined for each extraction of minerals (kg antimony equivalents/kg extraction) based on concentration reserves and rate of deaccumulation. Abiotic depletion of fossil fuels is related to the Lower Heating Value (LHV) expressed in MJ per kg of m³ fossil fuel. The reason for taking the LHV is that fossil fuels are considered to be fully substitutable.

G.E.MI. 14486435000


kleemanniifts.com

