
KLEEMANN
KLEEMANN
KLEEMANN
Your 1st Choice in Lifts

KLEEMANN PRODUCT RANGE

LIFTS THAT MEET YOUR HIGHEST EXPECTATIONS

From major-scale public ventures with high-specification objectives and short turnarounds, to cost-effective, compact and hard-wearing business solutions or affordable private residence projects, we will work with you to develop the ideal product.

01

WORLD-CLASS DESIGN

Wide range and unique design options that can be customized according to your specific needs.

02

EASE OF INSTALLATION

Products designed for ease of installation and use, reliability and spatial efficiency.

03

OUTSTANDING PERFORMANCE

Top quality equipment that ensures the excellent lift operation and reliability.

PASSENGER LIFTS



PASSENGER LIFTS

FLEXY LIFT R

FlexyLIFT R is a cost-effective and versatile lift solution that can be adapted to fit specific shaft dimensions and machine room requirements. With minimum pit and headroom requirements, FlexyLIFT R is the perfect solution for lift modernization in low and mid-rise buildings.

An eco-friendly hydraulic solution which offers flexibility in both lift dimensions and machine room location

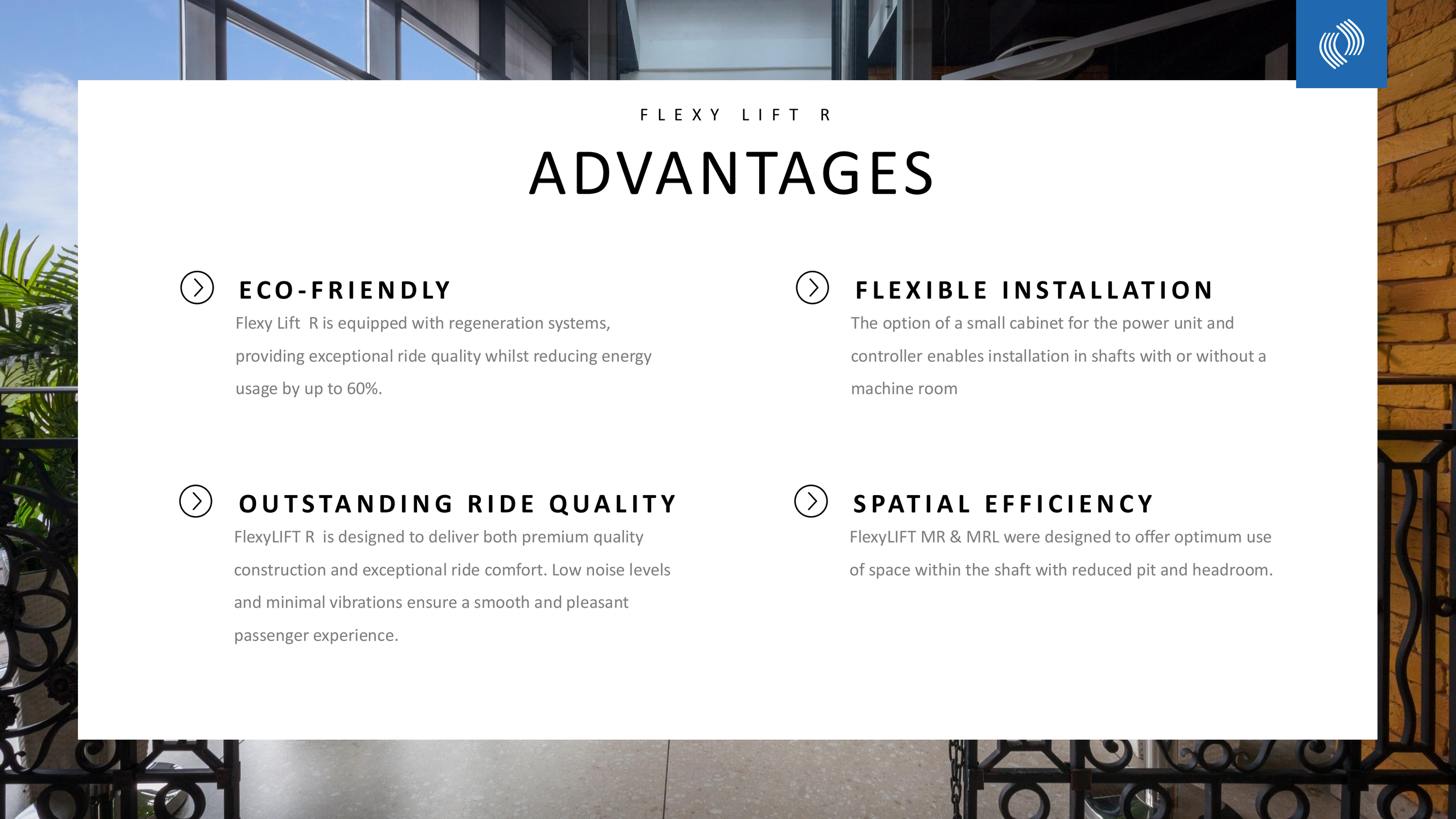

FLEXY LIFT R

ADVANTAGES

ECO-FRIENDLY

Flexy Lift R is equipped with regeneration systems, providing exceptional ride quality whilst reducing energy usage by up to 60%.

FLEXIBLE INSTALLATION

The option of a small cabinet for the power unit and controller enables installation in shafts with or without a machine room

OUTSTANDING RIDE QUALITY

FlexyLIFT R is designed to deliver both premium quality construction and exceptional ride comfort. Low noise levels and minimal vibrations ensure a smooth and pleasant passenger experience.

SPATIAL EFFICIENCY

FlexyLIFT MR & MRL were designed to offer optimum use of space within the shaft with reduced pit and headroom.

FLEXY LIFT R

SPECIFICATIONS



MR



MRL

Rated load (kg)	180-1000
Suspension	1:2
Machine room	MR
Max travel (m)	25
Max Number of Stops	8
Max Speed (m/s)	0,74
Min Pit Depth (mm)	300
Min Headroom (mm)	2600
Maximum car entrances	3
Complies with	Lifts Directive 2014/33/EU



PASSENGER LIFTS

ATLAS BASIC

Atlas Basic is a highly economical traction MRL solution for residential buildings. Serving rated loads of 375–1050kg, Atlas Basic is designed to offer both reduced total cost of ownership (TCO) and value for money.

A cost-effective solution that fulfills your vertical transportation needs

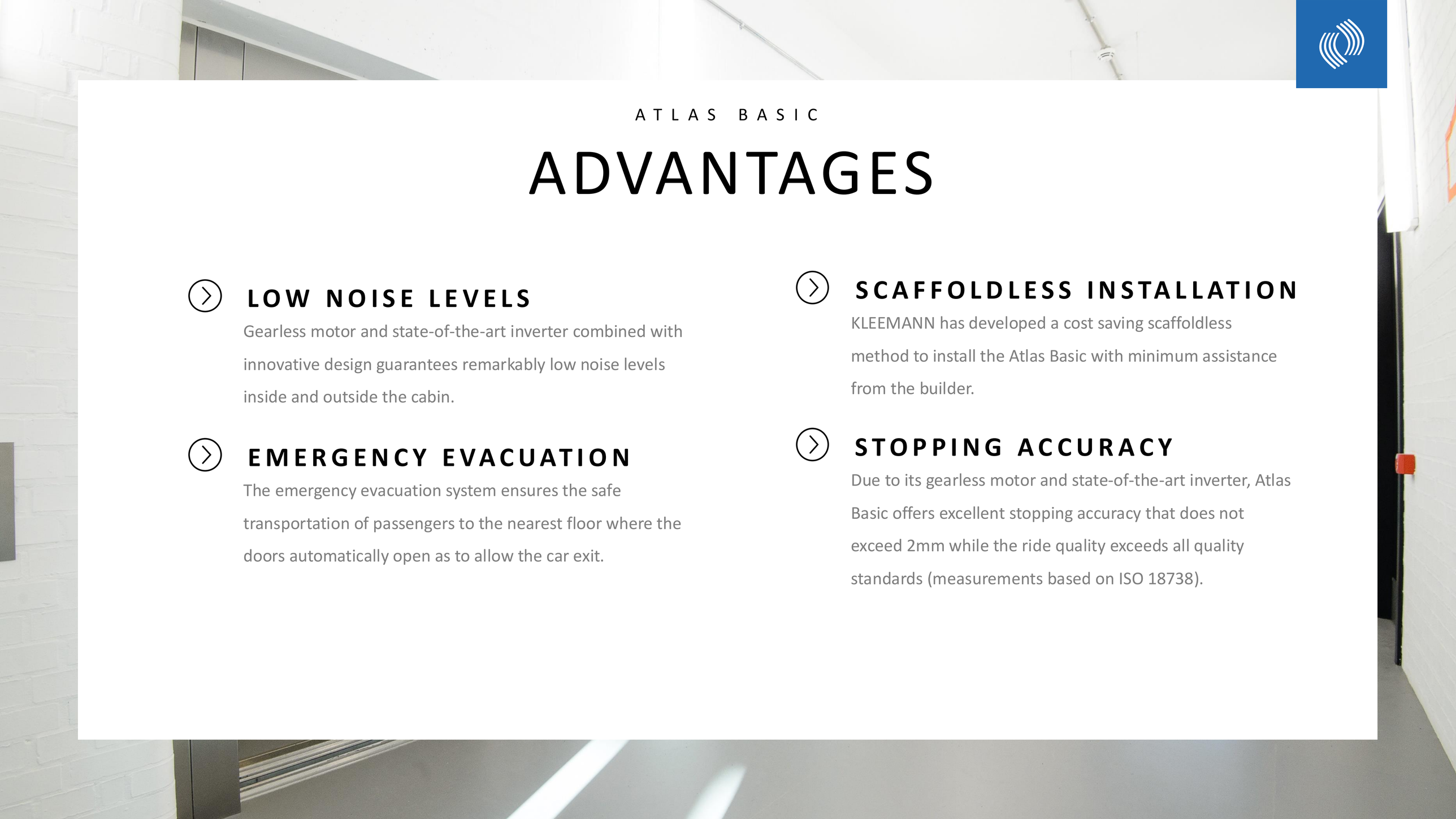

ATLAS BASIC

ADVANTAGES

LOW NOISE LEVELS

Gearless motor and state-of-the-art inverter combined with innovative design guarantees remarkably low noise levels inside and outside the cabin.

EMERGENCY EVACUATION

The emergency evacuation system ensures the safe transportation of passengers to the nearest floor where the doors automatically open as to allow the car exit.

SCAFFOLDLESS INSTALLATION

KLEEMANN has developed a cost saving scaffoldless method to install the Atlas Basic with minimum assistance from the builder.

STOPPING ACCURACY

Due to its gearless motor and state-of-the-art inverter, Atlas Basic offers excellent stopping accuracy that does not exceed 2mm while the ride quality exceeds all quality standards (measurements based on ISO 18738).

ATLAS BASIC

SPECIFICATIONS



Rated load (kg)	375-1050
Suspension	2:1
Machine room	MRL (MR)
Max travel (m)	65
Max Number of Stops	24
Max speed (m/s)	1,6
Min Pit Depth (mm)	1100
Min Headroom (mm)	3400
Maximum car entrances	2
Complies with	Lifts Directive 2014/33/EU

* For internal car height 2100mm



PASSENGER LIFTS

ATLAS RPH R

Atlas RPH R is a traction MRL solution ideal for the modernization of existing lifts and those with narrow shafts. The state-of-the-art inverter minimizes noise and delivers outstanding ride quality and exceptionally low energy consumption.

A practical solution for buildings with pit and headroom limitations

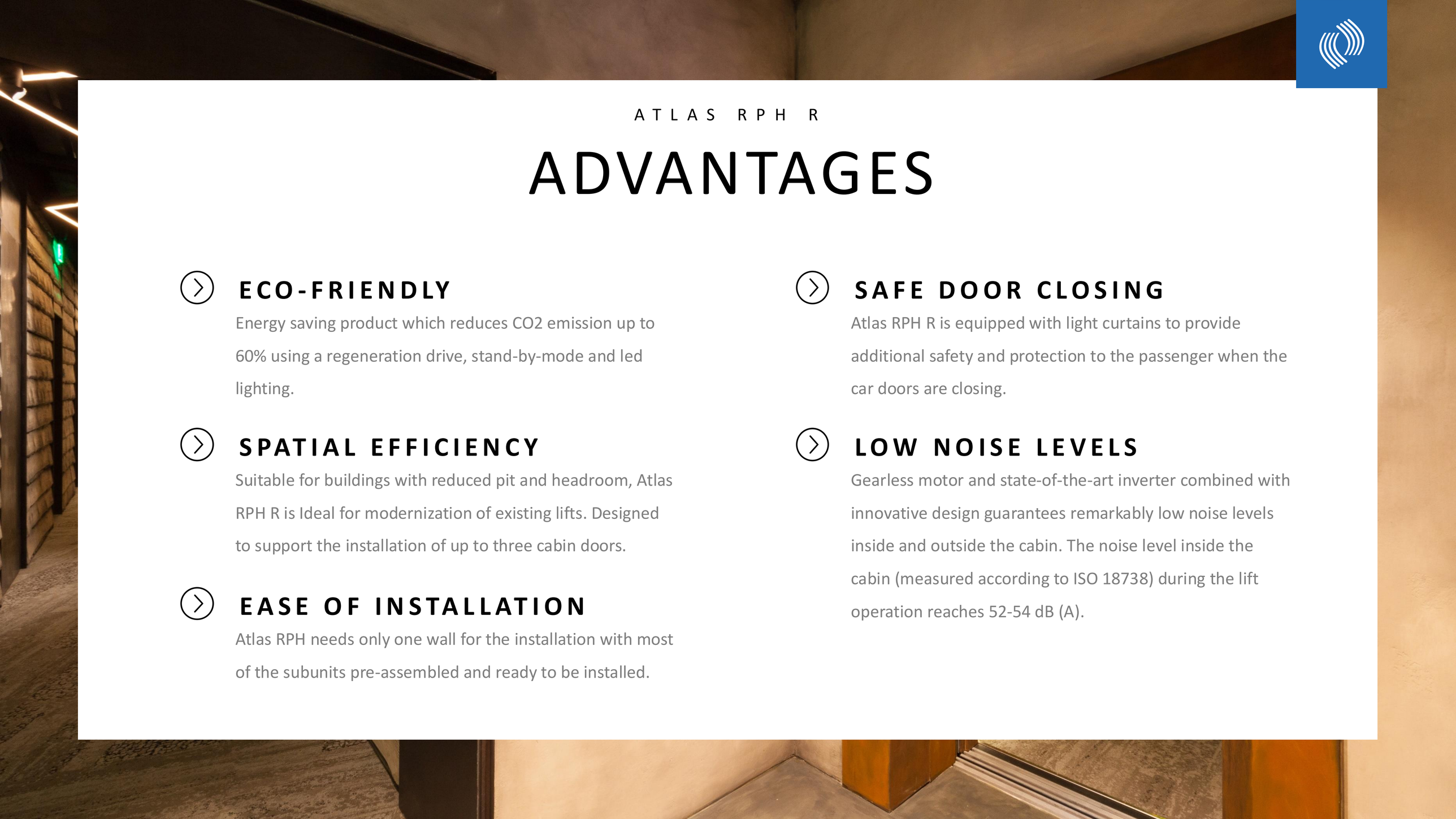

ATLAS RPH R

ADVANTAGES

ECO-FRIENDLY

Energy saving product which reduces CO2 emission up to 60% using a regeneration drive, stand-by-mode and led lighting.

SPATIAL EFFICIENCY

Suitable for buildings with reduced pit and headroom, Atlas RPH R is Ideal for modernization of existing lifts. Designed to support the installation of up to three cabin doors.

EASE OF INSTALLATION

Atlas RPH needs only one wall for the installation with most of the subunits pre-assembled and ready to be installed.

SAFE DOOR CLOSING

Atlas RPH R is equipped with light curtains to provide additional safety and protection to the passenger when the car doors are closing.

LOW NOISE LEVELS

Gearless motor and state-of-the-art inverter combined with innovative design guarantees remarkably low noise levels inside and outside the cabin. The noise level inside the cabin (measured according to ISO 18738) during the lift operation reaches 52-54 dB (A).

ATLAS RPH R

SPECIFICATIONS



Rated load (kg)	450-1050
Suspension	2:1, 1:1
Machine room	MRL
Max travel (m)	40
Max Number of stops	14
Max rated speed (m/s)	1,0
Min Pit Depth (mm)	320
Min Headroom (mm)	2600
Maximum car entrances	3
Complies with	Lifts Directive 2014/33/EU



PASSENGER LIFTS

ATLAS GIGAS R

Atlas Gigas R is the first choice for a range of commercial and public buildings operating rated loads of 1050–2500kg. Offering the option to install a larger car in a standard-sized shaft, Atlas Gigas R provides optimum space efficiency for buildings with high density passenger flow.

The ideal option for high density passenger flow buildings with minimum waiting times

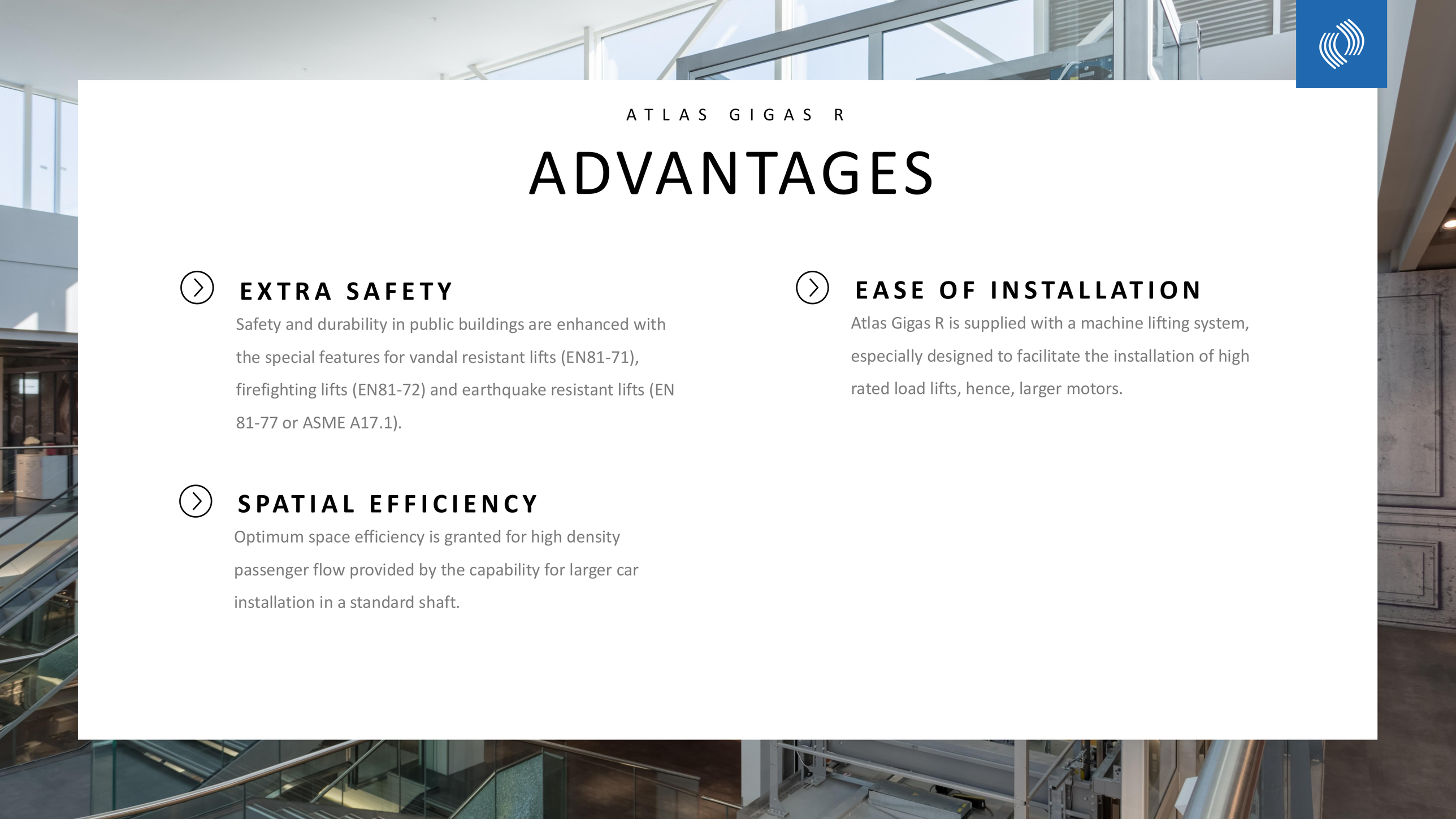

ATLAS GIGAS R

ADVANTAGES

EXTRA SAFETY

Safety and durability in public buildings are enhanced with the special features for vandal resistant lifts (EN81-71), firefighting lifts (EN81-72) and earthquake resistant lifts (EN 81-77 or ASME A17.1).

SPATIAL EFFICIENCY

Optimum space efficiency is granted for high density passenger flow provided by the capability for larger car installation in a standard shaft.

EASE OF INSTALLATION

Atlas Gigas R is supplied with a machine lifting system, especially designed to facilitate the installation of high rated load lifts, hence, larger motors.

ATLAS GIGAS R

SPECIFICATIONS



Rated load (kg)	1150-2500
Suspension	2:1
Machine room	MRL (MR)
Max travel (m)	45
Max Number of Stops	16
Max Speed (m/s)	1,6
Min Pit Depth (mm)	1100
Min Headroom (mm)	3800
Max car entrances	2
Complies with	Lifts Directive 2014/33/EU



PASSENGER LIFTS

HRS

HRS is perfect for a range of high-rise commercial and public buildings. The Remote Lift Monitoring system provides a central information system that enables the efficient and simultaneous management of up to 18 lifts, ideal for larger buildings operating high density passenger flow.

A high speed solution for large buildings with high density passenger flow

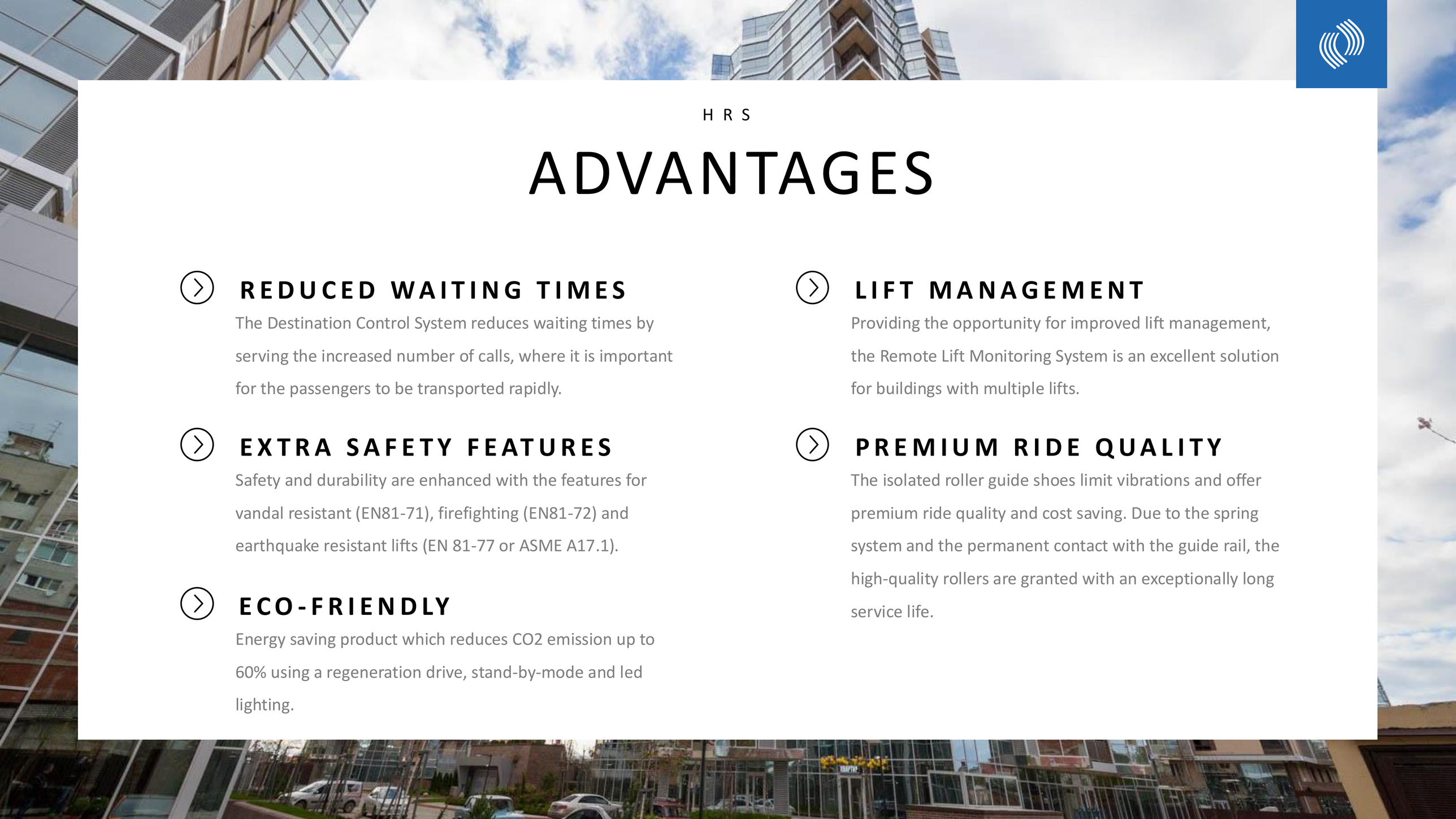

H R S

ADVANTAGES

REDUCED WAITING TIMES

The Destination Control System reduces waiting times by serving the increased number of calls, where it is important for the passengers to be transported rapidly.

EXTRA SAFETY FEATURES

Safety and durability are enhanced with the features for vandal resistant (EN81-71), firefighting (EN81-72) and earthquake resistant lifts (EN 81-77 or ASME A17.1).

ECO-FRIENDLY

Energy saving product which reduces CO2 emission up to 60% using a regeneration drive, stand-by-mode and led lighting.

LIFT MANAGEMENT

Providing the opportunity for improved lift management, the Remote Lift Monitoring System is an excellent solution for buildings with multiple lifts.

PREMIUM RIDE QUALITY

The isolated roller guide shoes limit vibrations and offer premium ride quality and cost saving. Due to the spring system and the permanent contact with the guide rail, the high-quality rollers are granted with an exceptionally long service life.

H R S

SPECIFICATIONS



MR



MRL

Model	MR	MRL
Rated load (kg)	1000-1600	630-1275
Suspension	2:1	2:1
Machine Room	MR	MRL
Max travel (m)	150	150
Max Number of Stops	47	47
Max Speed (m/s)	4,0	2,5
Min Pit Depth (mm)	1800	1800
Min Headroom (mm)	4140	4450
Maximum car entrances	2	2
Complies with	Lift Directive 2014/33/EU	Lift Directive 2014/33/EU

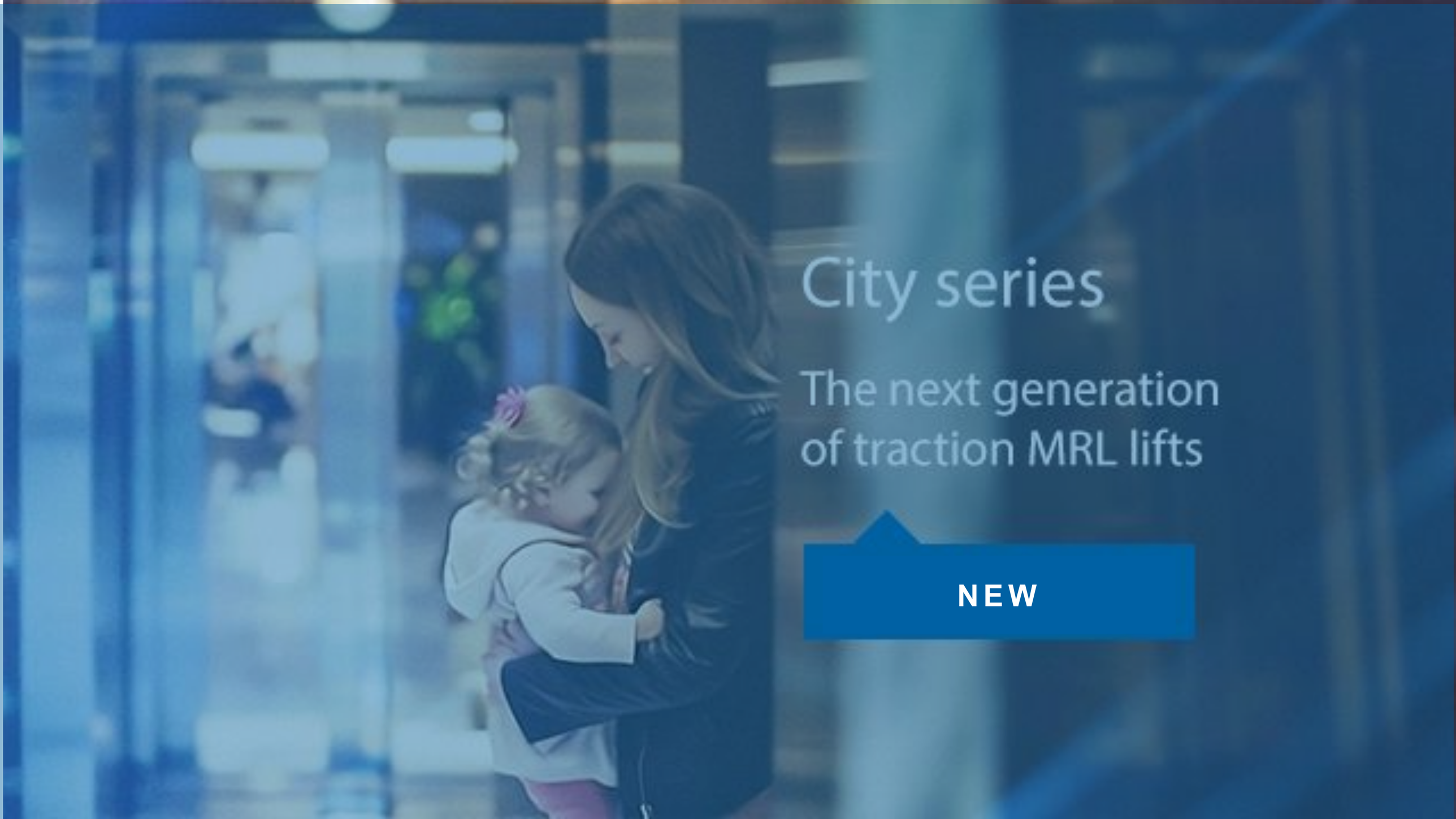
City series
The next generation
of traction MRL lifts
NEW



PASSENGER LIFTS

City 100

City 100 is the perfect combination of durability and functionality for low-traffic & low-rise buildings, featuring great design, digital connectivity, and value-driven engineering. This blend of performance, technology and environmental responsibility, proves that an affordable solution can certainly, cover the need for exceptional style and comfort, making City 100 the ideal lift solution.

The affordable lift solution which combines perfectly durability and functionality for low-traffic & low-rise buildings

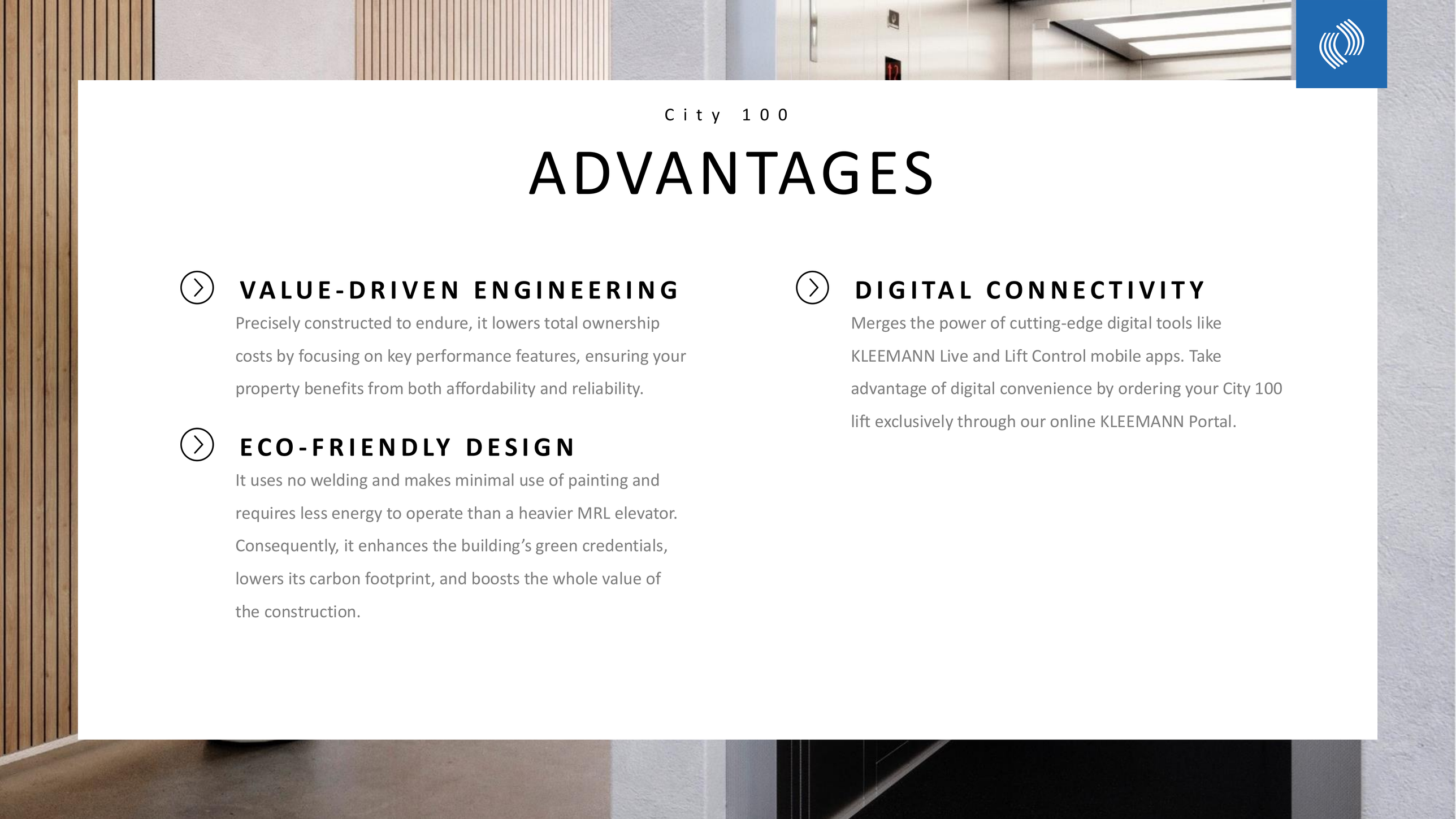

City 100

ADVANTAGES

VALUE-DRIVEN ENGINEERING

Precisely constructed to endure, it lowers total ownership costs by focusing on key performance features, ensuring your property benefits from both affordability and reliability.

ECO-FRIENDLY DESIGN

It uses no welding and makes minimal use of painting and requires less energy to operate than a heavier MRL elevator. Consequently, it enhances the building’s green credentials, lowers its carbon footprint, and boosts the whole value of the construction.

DIGITAL CONNECTIVITY

Merges the power of cutting-edge digital tools like KLEEMANN Live and Lift Control mobile apps. Take advantage of digital convenience by ordering your City 100 lift exclusively through our online KLEEMANN Portal.

City 100

SPECIFICATIONS



Model	City 100
Rated Load (Kg)	320- 400- 450- 630- 1000
Max Travel (m)	21
Max Number of Stops	8
Max Speed (m/s)	1,0
Max persons	13
Min Pit Depth (mm)	1000
Min Headroom (mm)	3300
Complies with	Lifts directive 2014/33/EU



PASSENGER LIFTS

City 300

City 300 lift solution by KLEEMANN offers unparalleled flexibility in design, allowing for a mix-and-match of materials, reduced shaft dimensions and green eco-design, for exceptional space and energy efficiency.

Perfect for mid- rise residential & commercial buildings with up to 16 stops, City 300 delivers reliable performance and high-quality materials.

A lift solution with flexibility in design options and minimum space requirements





City 300

ADVANTAGES

OPTIMIZED SHAFT EFFICIENCY

Reclaim up to 3% of floor area per lift with the commercially optimized space design of City 300. Enjoy reduced installation time and a guaranteed decrease in the total cost of ownership.

SUPERIOR ENGINEERING AND DESIGN

Engineered to meet the standards of a remarkably smooth ride with a minimal downtime, City 300 offers a variety of quality materials to encourage a mix and match approach and enable the process of creating the right look and feel.

SUSTAINABLE DESIGN

Helps buildings reduce carbon emissions with its ecofriendly design and packaging while also boosting property value. With a lighter weight and a construction that uses no welding and minimal use of paint, it is perfect for eco-conscious projects.

DIGITAL CONNECTIVITY

Integrates advanced digital tools, including KLEEMANN Live and Lift Control Mobile apps. Embrace digital convenience by exclusively ordering City 300 online through our KLEEMANN Portal.





City 300

SPECIFICATIONS



Model	City 300
Rated Load (Kg)	320- 1050
Max Travel (m)	45
Max Number of Stops	16
Max Speed (m/s)	1,6
Max persons	14
Min Pit Depth (mm)	900
Min Headroom (mm)	3300
Complies with	Lifts directive 2014/33/EU



PASSENGER LIFTS

City 400

City 400, equipped with the high-quality European Ziehl-Abegg machine, delivers superior strength, smooth rides, and added value to your project – making it the ideal choice for luxurious projects. Its integrated digital tools and versatile design make it a flexible solution, easily adaptable to the requirements of mid-rise and high-traffic commercial buildings with demanding specifications.

City 400 also offers efficient shaft dimensions, allowing for the recovery of valuable space and reducing installation time. Its eco-friendly design and high-quality materials, both in construction and packaging, contribute to reducing the building's overall carbon footprint and enhancing its sustainability.

A passenger lift delivering performance and comfort for commercial, mid-rise, and high-traffic buildings

City 400

ADVANTAGES

OPTIMIZED SHAFT EFFICIENCY

Reclaim up to 3% of floor area per lift with the commercially optimized space design of City 400. Enjoy reduced installation time and a guaranteed decrease in the total cost of ownership.

SUPERIOR ENGINEERING AND DESIGN

Engineered to meet the standards of a remarkably smooth ride with a minimal downtime, City 400 offers a variety of quality materials to encourage a mix and match approach and enable the process of creating the right look and feel.

SUSTAINABLE DESIGN

Helps buildings reduce carbon emissions with its ecofriendly design and packaging while also boosting property value. With a lighter weight and a construction that uses no welding and minimal use of paint, it is perfect for eco-conscious projects.

DIGITAL CONNECTIVITY

Integrates advanced digital tools, including KLEEMANN Live and Lift Control Mobile apps. Embrace digital convenience by exclusively ordering City 400 online through our KLEEMANN Portal.

City 400

SPECIFICATIONS



Model	City 400
Rated Load (Kg)	630- 1050
Max Travel (m)	60
Max Number of Stops	17
Max Speed (m/s)	1,6
Max persons	14
Min Pit Depth (mm)	900
Min Headroom (mm)	3300
Complies with	Lifts directive 2014/33/EU

HOMELIFTS



HOMELIFTS

MAISON100 E

Maison100 E is designed with 100mm minimum pit depth and 2500mm headroom required to exploit the space available. Available with semi-automatic or automatic doors, Maison100 E can be also provided with an aluminum shaft construction where a masonry shaft is not available.

The innovative electric cabin platform lift with a premium design to meet your highest expectations

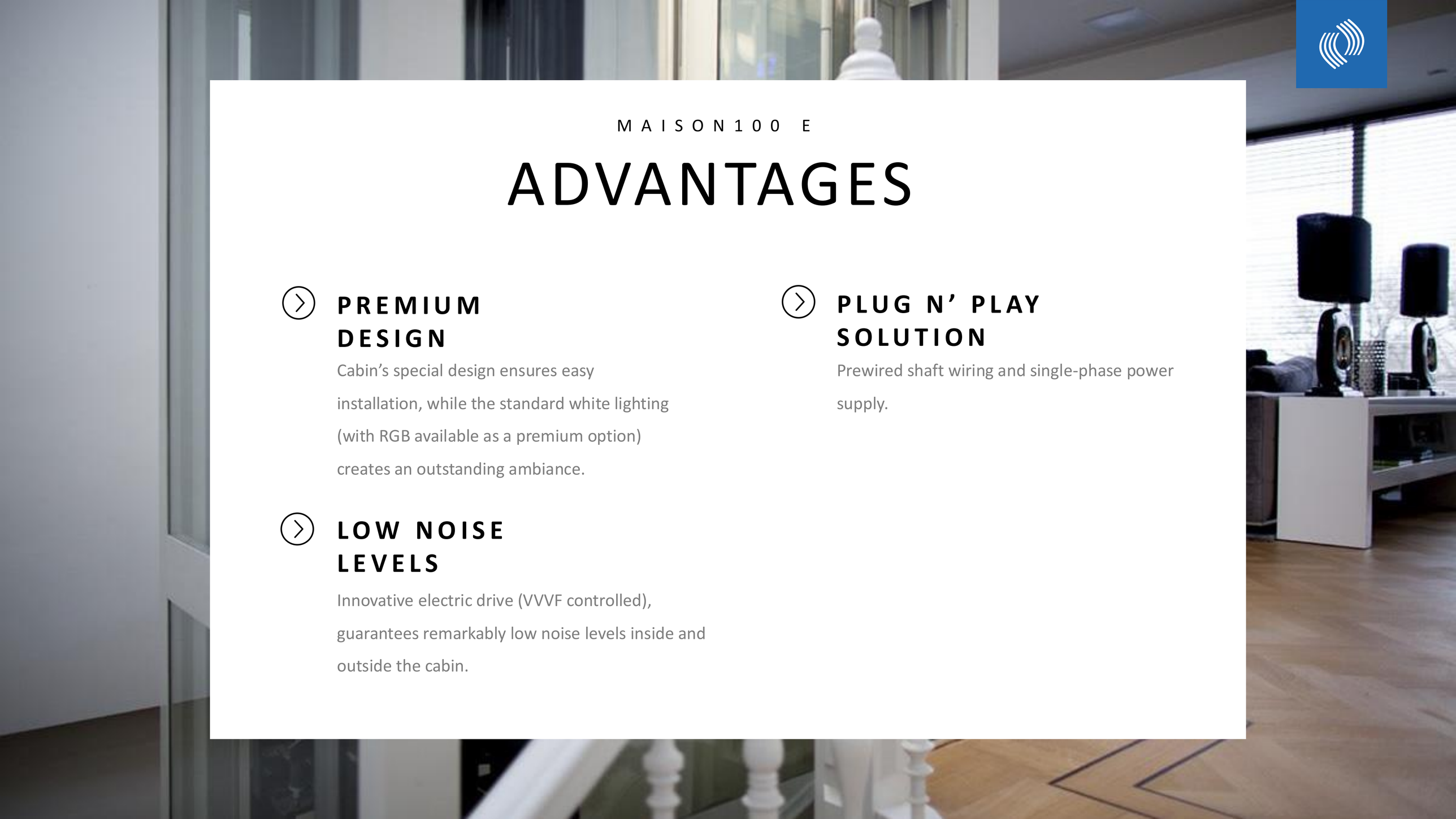

MAISON100 E

ADVANTAGES

PREMIUM DESIGN

Cabin’s special design ensures easy installation, while the standard white lighting (with RGB available as a premium option) creates an outstanding ambiance.

LOW NOISE LEVELS

Innovative electric drive (VVVF controlled), guarantees remarkably low noise levels inside and outside the cabin.

PLUG N’ PLAY SOLUTION

Prewired shaft wiring and single-phase power supply.

MAISON100 E

SPECIFICATIONS



Rated load (kg)	Up to 385
Max travel (m)	12
Max Travel - Stops	5
Max Speed (m/s)	0,15
Min Pit Depth (mm)	100
Min Headroom (mm)	2500
Maximum car entrances	2
Complies with	Machinery Directive 2006/42/EC



HOMELIFTS

MAISON100 H

Ideal for comfort and ease, Maison100 H is a value for money solution that provides access inside or outside a multi-storey private residence and guarantees safety and style. this indirect acting hydraulic solution is perfectly suitable to buildings with or without concrete shaft and with shaft pit and headroom limitations.

A value for money hydraulic solution with minimum space requirements

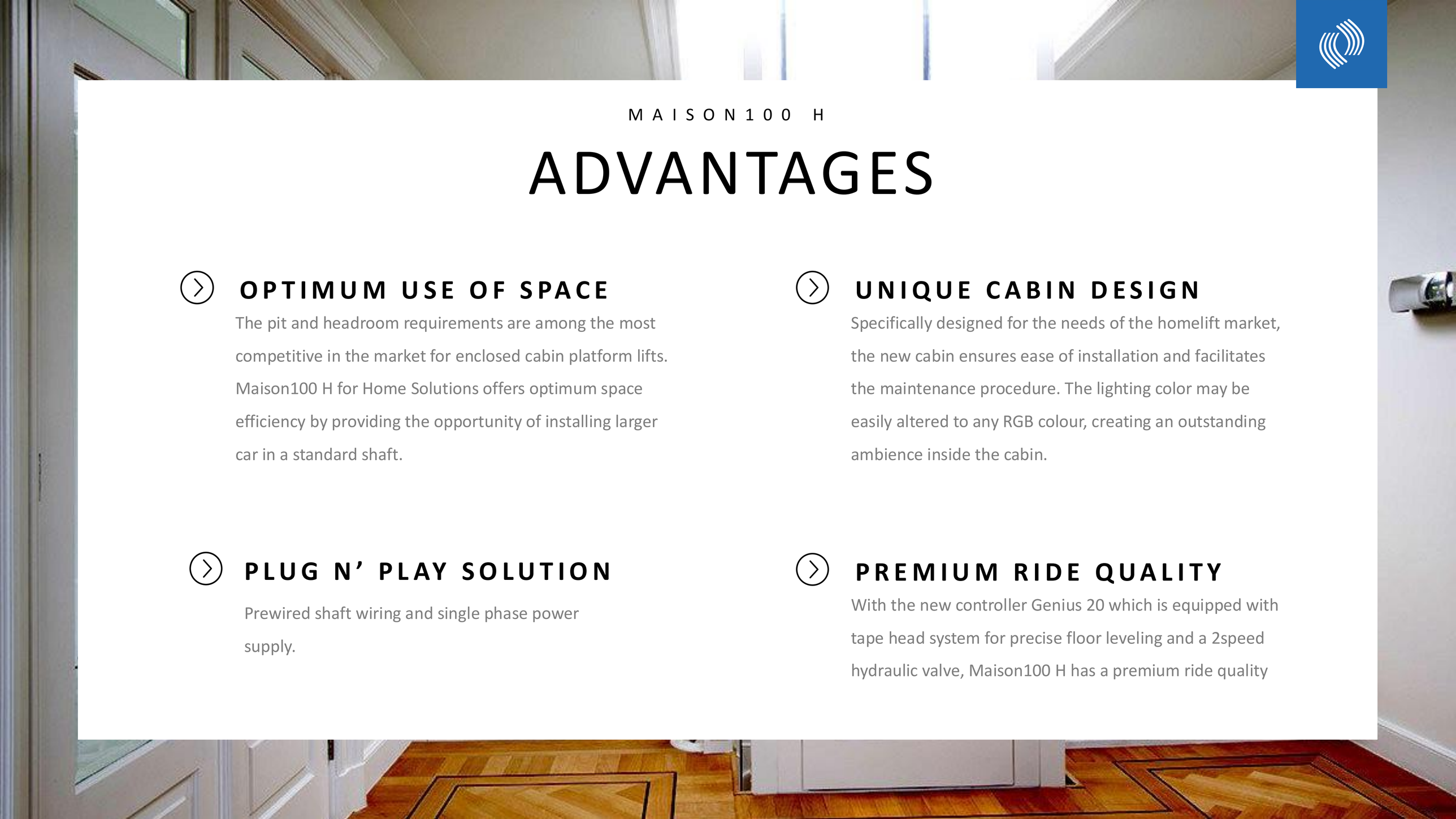

MAISON100 H

ADVANTAGES

OPTIMUM USE OF SPACE

The pit and headroom requirements are among the most competitive in the market for enclosed cabin platform lifts. Maison100 H for Home Solutions offers optimum space efficiency by providing the opportunity of installing larger car in a standard shaft.

UNIQUE CABIN DESIGN

Specifically designed for the needs of the homelift market, the new cabin ensures ease of installation and facilitates the maintenance procedure. The lighting color may be easily altered to any RGB colour, creating an outstanding ambience inside the cabin.

PLUG N’ PLAY SOLUTION

Prewired shaft wiring and single phase power supply.

PREMIUM RIDE QUALITY

With the new controller Genius 20 which is equipped with tape head system for precise floor leveling and a 2speed hydraulic valve, Maison100 H has a premium ride quality

MAISON100 H

SPECIFICATIONS



Rated load (kg)	Up to 400
Max travel (m)	12
Max Number of Stops	5
Max Speed (m/s)	0,15** -0,30**
Min Pit Depth (mm)	100*-130**
Min Headroom (mm)	2400
Maximum car entrances	2
Complies with	*Machinery Directive 2006/42/EC, **AS1735.18



HOMELIFTS

MAISON200 H

Maison200 H is a hydraulic solution with a rated load of up to 630kg that that can be easily adapted to any architectural need and design, even for special and challenging projects. With a focus on spatial efficiency and reliability, Maison200 H delivers a pleasant ride experience by effectively isolating noise and eliminating vibrations during movement.

A hydraulic homelift that offers a wide range of design options



MAISON200 H

ADVANTAGES

OPTIMUM USE OF SPACE

Maison200 H for Home Solutions maximizes the efficient use of space by allowing the installation of a larger car within a standard shaft.

EXCEPTIONAL RIDE QUALITY

Maison200 H combines premium construction quality and exceptional ride comfort. Low noise levels and minimal vibrations ensure a smooth and pleasant passenger experience.

CUSTOMIZABLE DESIGN OPTIONS

Maison200 H Homelift offers a wide range of cabin types and interior materials, allowing you to create a unique ambience tailored to your requirements.

SELF-SUPPORTED SHAFT

Maison200 H is available with an aluminum construction option, allowing it to be self-supported or fitted onto a wall when a concrete shaft is not available.

EASE OF INSTALLATION

Designed with ease of installation and use in mind, Maison200 H simplifies the installation process. Its spatial efficiency ensures minimal disruption to the surrounding area during installation.

CERTIFIED PRODUCT

Maison200 H complies with the Machinery Directive 2006/42/EC requirements and holds an EC Type Examination Certificate.





MAISON200 H

SPECIFICATIONS



Rated load (kg)	Up to 630
Max travel (m)	12
Max Number of Stops	6
Max Speed (m/s)	0,15* - 0,3**
Min Pit Depth (mm)	100* - 150**
Min Headroom (mm)	2450* - 2600**
Maximum car entrances	2
Power supply	Single phase or three phase
Complies with	* Machinery Directive 2006/42/EC ** AS1735.18

FREIGHT LIFTS



FREIGHT LIFTS

ATLAS SUPER GIGAS

Atlas Super Gigas is designed to fully exploit the shaft space and facilitate installation and maintenance. Featuring tailored cargo lift struts, it offers a robust and reliable lift solution for all your industrial needs.

A traction solution for freight transportation up to 5000kg, fully exploiting the shaft space

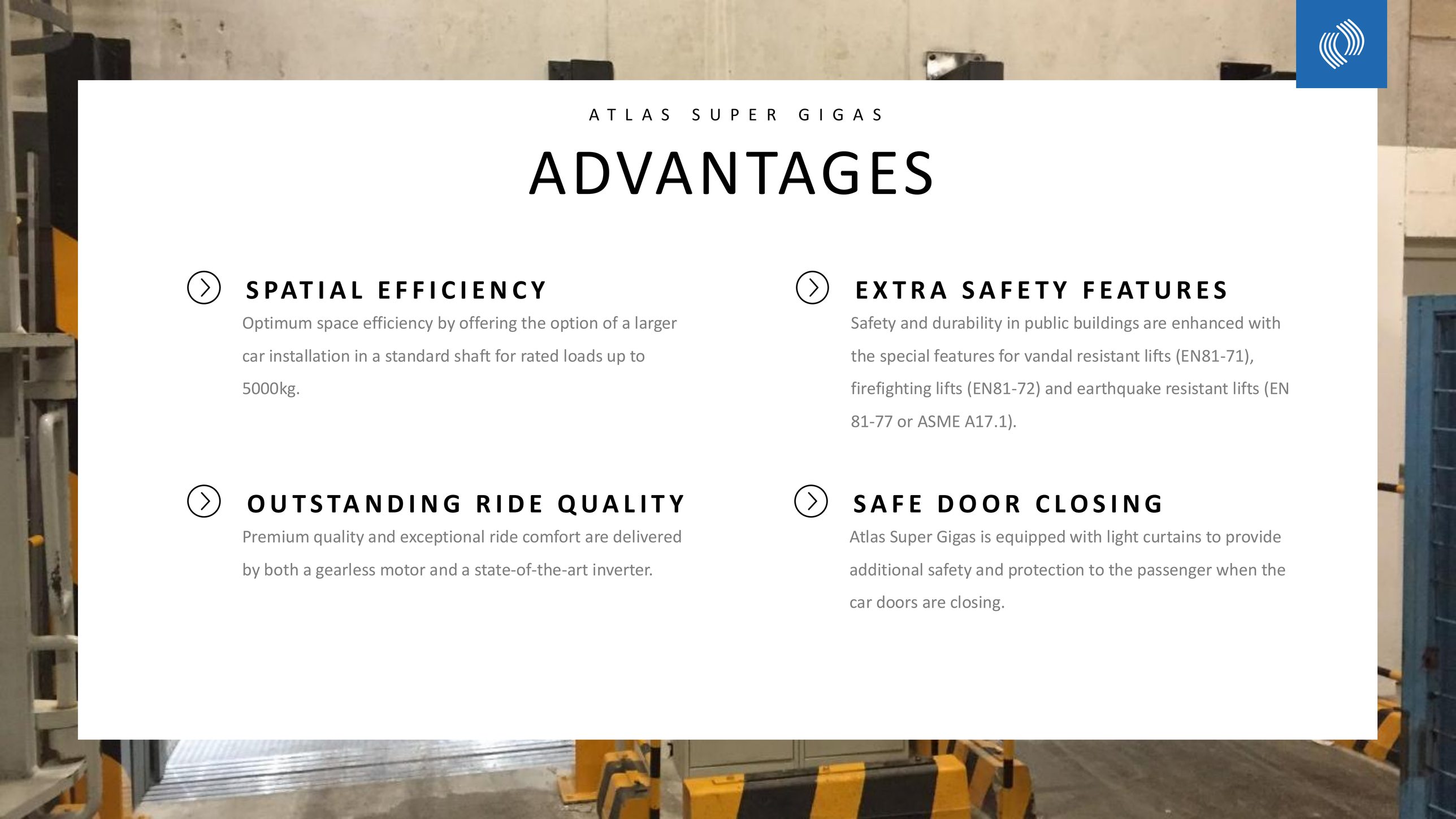

ATLAS SUPER GIGAS

ADVANTAGES

SPATIAL EFFICIENCY

Optimum space efficiency by offering the option of a larger car installation in a standard shaft for rated loads up to 5000kg.

EXTRA SAFETY FEATURES

Safety and durability in public buildings are enhanced with the special features for vandal resistant lifts (EN81-71), firefighting lifts (EN81-72) and earthquake resistant lifts (EN 81-77 or ASME A17.1).

OUTSTANDING RIDE QUALITY

Premium quality and exceptional ride comfort are delivered by both a gearless motor and a state-of-the-art inverter.

SAFE DOOR CLOSING

Atlas Super Gigas is equipped with light curtains to provide additional safety and protection to the passenger when the car doors are closing.

ATLAS SUPER GIGAS

SPECIFICATIONS



Rated load (kg)	2500-5000
Suspension	4:1
Machine room	MRL
Max travel (m)	45
Max Number of Stops	16
Max Speed (m/s)	1,0
Min Pit Depth (mm)	1400
Min Headroom (mm)	3900
Maximum car entrances	2
Complies with	Lifts Directive 2014/33/EU



FREIGHT LIFTS

HYDRAULIC LIFTS

Rated load (kg)	1050- 10000
Suspension	1:1, 2:1
Machine room	Yes
Max travel (m)	26
Max Number of Stops	9
Max Speed (m/s)	0,5 (depending on the max load)
Min Pit Depth (mm)	1000
Min Headroom (mm)	3450
Maximum car entrances	2
Complies with	Lifts Directive 2014/33/EU



FREIGHT LIFTS

CAR LIFTS

Rated load (kg)	3000-6000
Max car available area (m2)	10,64-22,64
Car width (mm)	2300-3300
Car depth (mm)	4600-6800
Clear door width (mm)	2200-2500
Shaft width (mm)	3200-4400
Shaft depth (one door)	5100-7300
Shaft depth (two doors)	5350-7550
Min pit depth (mm)	1500-1600
Min clear headroom (mm)	3600-4000



FREIGHT LIFTS

BED LIFTS

Rated load (kg)	1000-2500
Max car available area (m2)	2,4-5
Car width (mm)	1100-1800
Car depth (mm)	2100-2700
Clear door width (mm)	900-1400
Shaft width (mm)	1650-3000
Shaft depth (one door)	2500-3050
Shaft depth (two doors)	2650-3150
Min pit depth (mm)	1500-1600
Min clear headroom (mm)	3600-4000



Thank you

KLEEMANN HELLAS SA
Kilkis Industrial Area
P.O. BOX 25, Kilkis, 611 00 - Greece
G.E.MI. 14486435000

www.kleemannlifts.com